

F200 CLASS

Specification Sheet

F200 Class Linear



Description

The F200 Class is a low-profile suspended direct/indirect luminaire. Available in one, two or three T8/T5/T5 HO lamp versions. The F200 fixture is available with lens, flush baffle, drop baffle, solid body, or a perforated feature. Configured in either individual or continuous runs, the F200 Class is designed for open offices, private offices, educational facilities, retail or other space where efficient and functional suspended fixtures are specified.

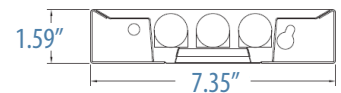
Product Line Specifications

- Construction:** Housing is 20 gauge CRS.
- Lengths:** 4' and 8' for continuous runs.
- End Caps:** Flat ends cap provides a clean finish.
- Reflectors:** Die-formed high reflective white CRS.
- Electrical:** Fixtures are UL/CUL listed.
- Circuit Options:** Single circuit, Dual circuit and Emergency circuit.
- Voltage:** 120V, 277V, 347V.
- Lamps:** Available in T5 or T8 up to 2 lamps
- Finish:** Durable, low gloss, textured white, powder coated finish. Custom colors available.
- Mounting:** Aircraft grade cable with fully adjustable Yoke mount.
- Ceiling Type:** 15/16" T-bar, 9/16" T-bar, Slot T, or Hard Ceiling mounting kits available.
- Shielding:** Louvers are available in semi-specular aluminum parabolic and optional opal diffuser. Opal diffusers are available as an option.

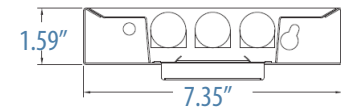
Frosted Acrylic Lens




Recessed Parabolic Louver



Drop Parabolic Louver



F220 Indirect



F230 Partial Perf



F240 Drop Baffle



F245 Flush Baffle



F250 Lens

Fixture Ordering Example:

F240-4-3-32-120-WHR-SSB-SB-S-NOL-WHT

Fixture Series	Fixture Length	Lamp Cross Section (F430 is 2 only)	Lamp Wattage	Voltage	Reflector	Baffle (240 or 245 series only)	Shielding	Ballast Type	Emergency type	Switching	Lamp Color	Fixture Finish	Options
F220	4'	1	32= 32T8	120	WHR - Standard	SSB - Specular	Blank - (None)	SB - T8 Instant Start (< 10% THD)	Blank - (None)	S - Single Circuit	NOL - (Without Lamps)	WHT	Blank - (None)
F230	8'	2	28= 28T5	277	SPR - Specular	WHB - White	OPL - Opal Diffuser	SP - T8 Programmed Rapid Start	EC - Emergency Circuit	D - Dual Circuit	L830 - (3000K CRI ECO)		DC - Dust Cover
F240		3	54= 54T5HO	Mvolt=(120/277)				SD1 - T8 Dimming (Line)	EB* - Emergency Battery Pack		L835 - (3500K CRI ECO)		FF - Fast Blow Fuse
F245				347				SD2 - T8 Dimming (0% - 10%)	EHF - Emergency Through		L841 - (4100K CRI ECO)		FS - Slow Blow Fuse
F250								SD3 - T8 Dimming (Step)	Wiring (w/ Separate Feed)				NY - 14ga. Harness
								SH - T8 High Output	EHF - Emergency Through				
								SD5 - T5 Programmed Rapid Start	Wiring, Single Feed				
								SD50 - T5HO Programmed Rapid Start	(Shared)				
								SD51 - T5 Dimming (Line)					
								SD52 - T5 Dimming (0% - 10%)	*Standard Output = 1100				
								SD53 - T5 Dimming (Step)	lumen. Consult Factory for				
								SD501 - T5HO Dimming (Line)	other lumen options. EB				
								SD502 - T5HO Dimming (0% - 10%)	available in 347v.				
								SD503 - T5HO Dimming (Step)					

WALL MOUNT- Companion Wall Mount fixture available

END CAP KIT:- 200-WHT (One kit required per fixture run)



DOUBLE POINT (YOKE)



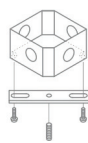
9/16" TEE CLIP



15/16" TEE CLIP

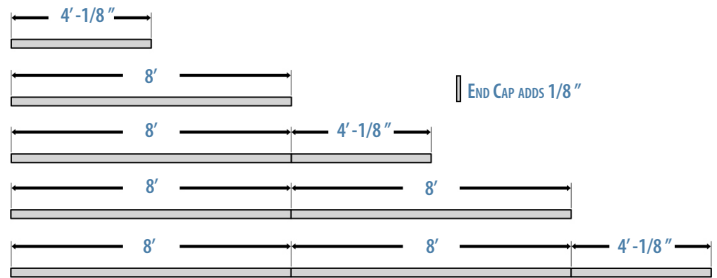


SCREW SLOT TEE CLIP



J BOX BY OTHERS

MOUNTING STRAP



Hardware Ordering Example: SCF-Y-15C-FA-36

Prefix

- SCF - Single Circuit Feed
- DCF - Dual Circuit Feed
- ECF - Emergency Circuit Feed
- NF - Non Power Feed

Fixture Attachment

- Y - Two Point
- S - Stem Mount
- (Consult Factory)

Ceiling Attachment

- HC - Hard Ceiling
- SC - Screw Slot Clip
- 15C - 15/ 16" Tee Clip
- 9C - 9/ 16" Tee Clip

Suspension Type

- FA - Fully Adjustable

Suspension Length

- 18 - (24" Adjustable Cable)
- 24 - (30" Adjustable Cable)
- 36 - (42" Adjustable Cable)
- 72 - (78" Adjustable Cable)
- 144 - (150" Adjustable Cable)

Aircraft Cable Hanging Kits Options:

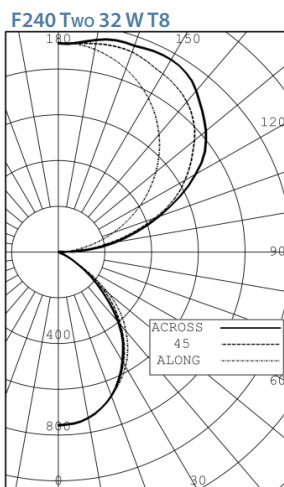
- Dual-point (Yoke) connection to the fixture
- Adjustable length cable
- Single or double feed, or non-feed connection
- Straight white cords
- Hard ceiling j-box bracket OR clips for wide (15/16"), narrow (9/16") or screw slot tees

Each kit comes with:

- Support clip for T-bars, OR strap for J-box, with threaded stud for cable connection
- One 5" white canopy and one 2" white canopy (hard ceiling kits have two 5" canopies)
- Aircraft cable
- Feed cord (except non-feed hangers)
- Fixture attachment hardware

Performance Optics

The F200 Class uses optic designs and current ballast technology to efficiently illuminate spaces and reduce energy consumption.



Group Dekko, 2505 Dekko Drive, Garrett, IN 46738
 Phone: 800-829-3101 www.groupdekko.com
 Rev. 2/10/2015

ZONAL LUMENS AND PERCENTAGES

ZONE	LUMENS	% LAMP	% LUMINAIRE
0 - 30	554	9.40	11.65
0 - 40	862	14.61	18.12
0 - 60	1263	21.40	26.54
0 - 90	1312	22.24	27.58
40 - 90	450	7.63	9.46
60 - 90	49	0.84	1.04
90 - 180	3446	58.41	72.42
0 - 180	4759	80.66	100.00

INTENSITY(CANDLEPOWER) SUMMARY

ANGLE	INTENSITY(CANDLEPOWER) SUMMARY					OUTPUT LUMENS
	ALONG	22.5	45	67.5	ACROSS	
0	758	758	758	758	758	
5	753	751	753	754	753	72
15	705	706	708	709	709	199
25	626	624	617	614	614	284
35	518	512	490	478	484	308
45	376	363	337	307	304	258
55	177	179	164	142	138	143
65	29	30	36	34	33	37
75	7	7	6	5	4	7
85	2	2	3	3	3	5
90	6	18	20	18	14	
95	43	93	114	125	127	116
105	177	302	329	344	351	325
115	329	465	548	568	573	500
125	478	604	696	750	768	595
135	613	704	818	857	873	602
145	727	795	883	939	956	540
155	816	858	914	954	969	417
165	879	893	932	954	959	261
175	913	909	917	919	919	89
180	912	912	912	912	912	



Compliant to UL 1598