

STU
DIO

BY DEKKO
2505 Dekko Drive
Garrett, IN 46738
Customer Service: 800.357.5622

ASHLEY DUO

- Modular 8-10 System -
Above Worksurface Mounting
Installation Instruction

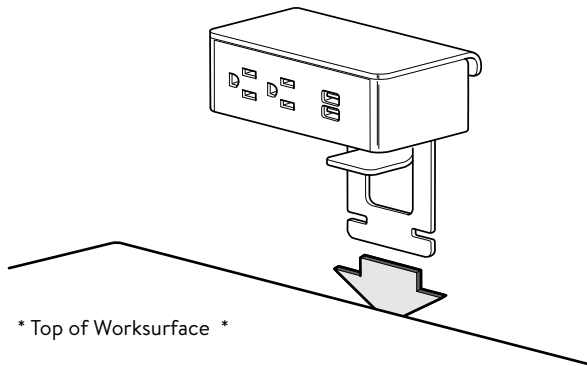
This device complies with part 15A of the FCC Rules. Operation is subject to the following two conditions: (1) This device may not cause harmful interference, and (2) this device must accept any interference received, including interference that may cause undesired operation.

Tools Required _____

NO TOOLS REQUIRED

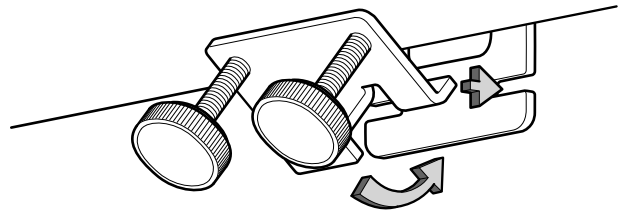


1 Slide Bracket Behind Worksurface



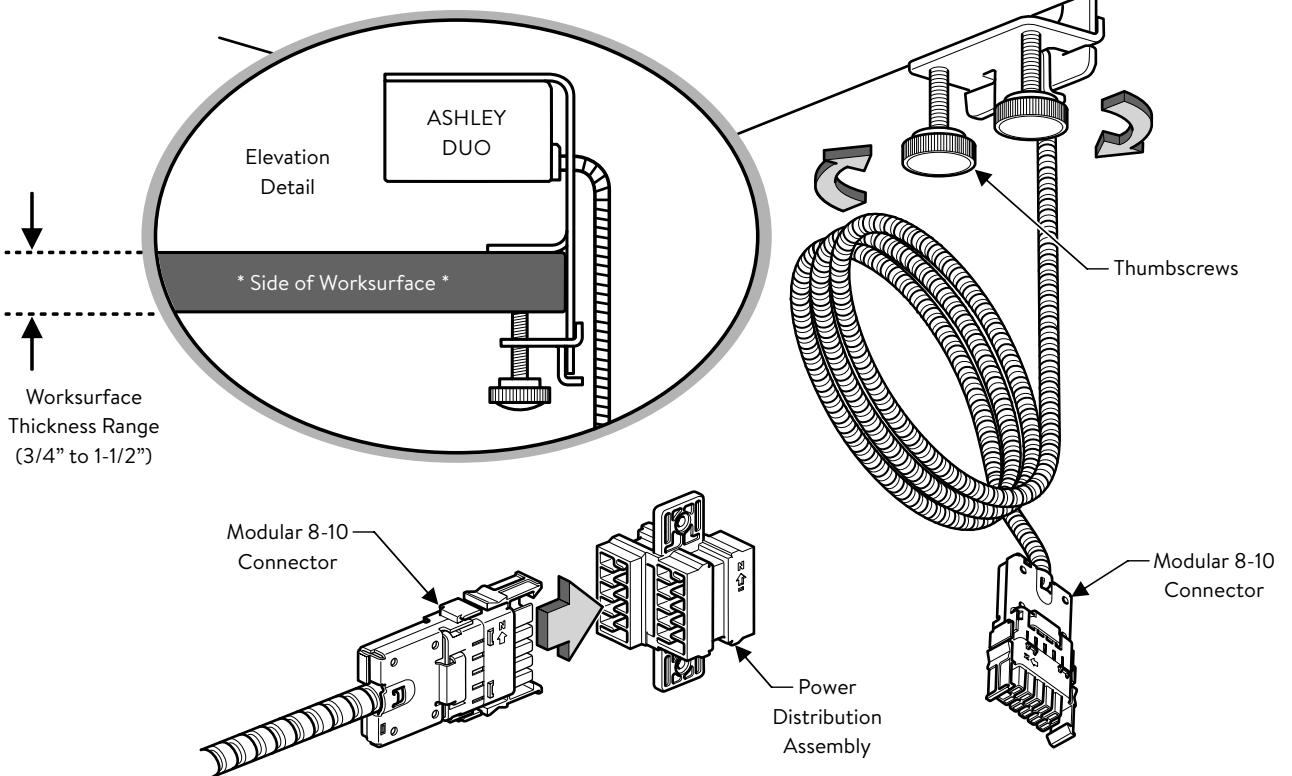
2 Install Bottom Bracket Under the Worksurface

* Underside of Worksurface *



3 Tighten Thumbscrews and Route Connector to Nearest Power Distribution Source

* Underside of Worksurface *



E.C.N. No: GD17-002964

Part Number: G110150

Page Number: 1 of 1

Revision: B