

STU
DIO

BY DEKKO 2505 Dekko Drive
Garrett, IN 46738
Customer Service: 800.357.5622

ASHLEY TRIO

- Conduit -
Instruction Sheet

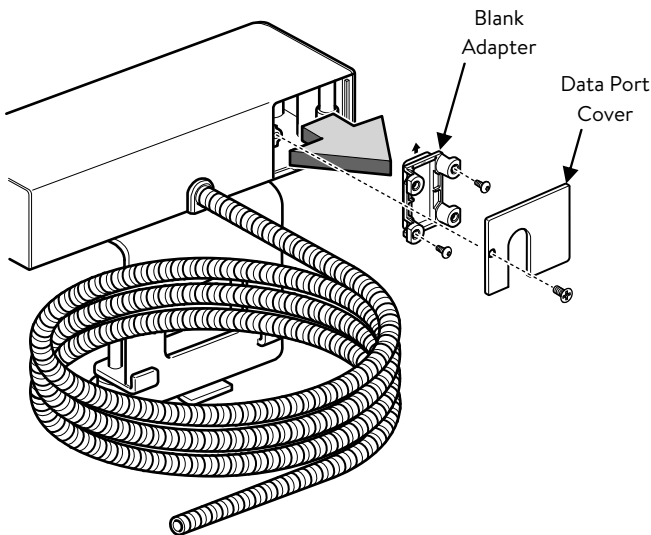
This device complies with part 15A of the FCC Rules. Operation is subject to the following two conditions: (1) This device may not cause harmful interference, and (2) this device must accept any interference received, including interference that may cause undesired operation.

Tools Required



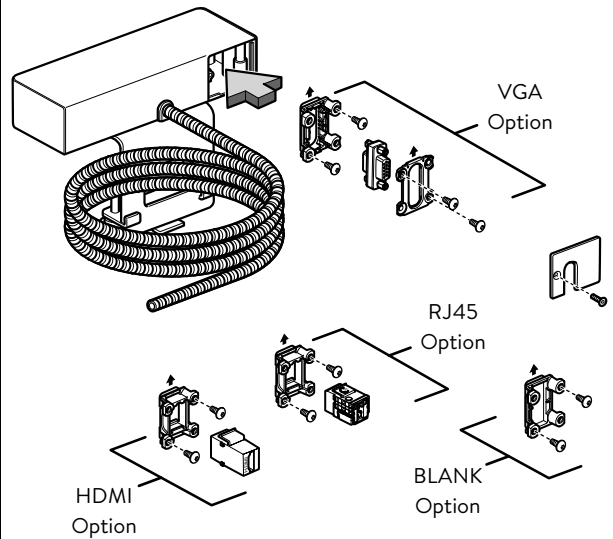
NOTE
All Tech Adapters Need to be Mounted in the
↑ "UP" ↑ Position. (Refer to the back of Parts)

1 Remove Data Port Cover and Blank Adapter

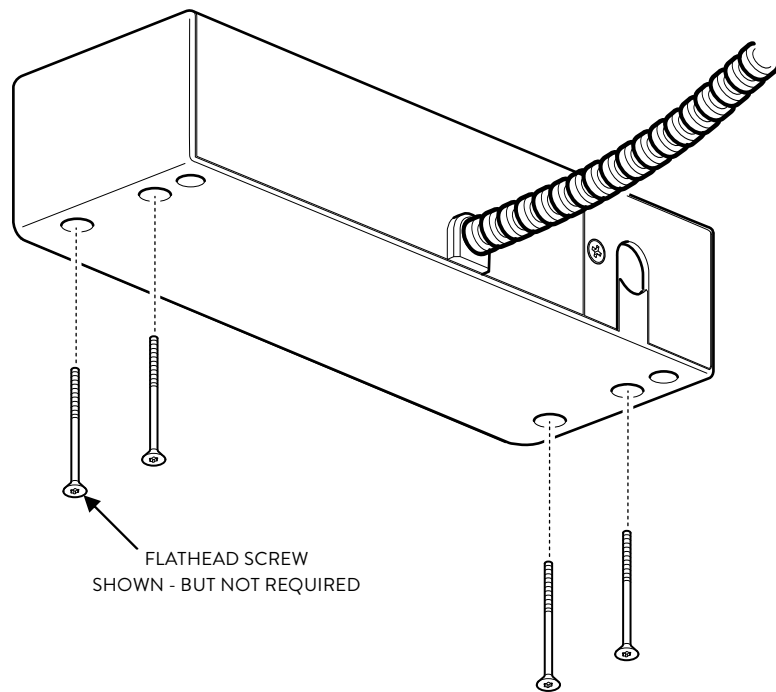


2 Install Data Port Option - (VGA, RJ45, HDMI, BLANK)

NOTE
See Sheet #2 for Detailed Instructions



Note*
**(4) #6-19 x 1-1/2" Plastite Screws
REQUIRED BUT NOT SUPPLIED**



E.C.N. No: GD17-002883

Part Number: G110270

Page Number: 1 of 2

Revision: B



2505 Dekko Drive
Garrett, IN 46738
Customer Service: 800.357.5622

ASHLEY TRIO

- Conduit -
Instruction Sheet

This device complies with part 15A of the FCC Rules. Operation is subject to the following two conditions: (1) This device may not cause harmful interference, and (2) this device must accept any interference received, including interference that may cause undesired operation.

Tools Required

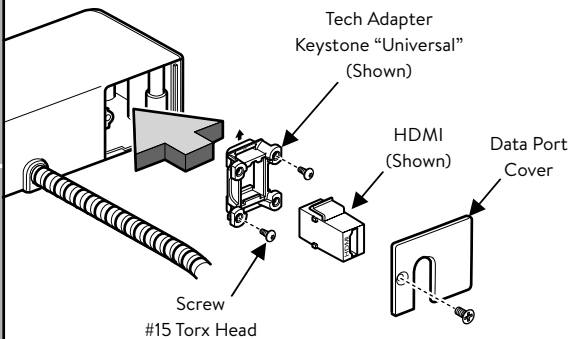


NOTE

All Tech Adapters Need to be Mounted in the
↑ "UP" ↑ Position. (Refer to the back of Parts)



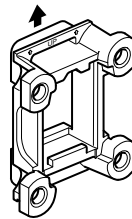
2.1 Install Data Tech Adapter Option



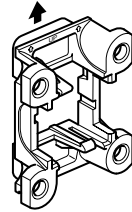
(Universal)

KEYSTONE

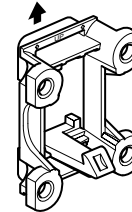
HDMI	Optical Cable Corp 5e
Tripp-Lite	Optical Cable Corp 6
Allen-Tel	Ortronics
AMP TE-Krone	Panduit NetKey
Belden KeyConnect	Hubbell Premise
Leviton Quick Port	Type F Coax
Leviton Quick Port Extreme	ETC. (ET. AL.)



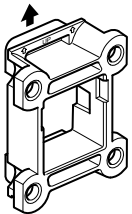
(Specific)
Belden EZ MDVO



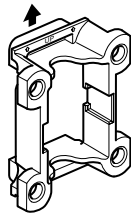
(Specific)
Panduit Mini-COM



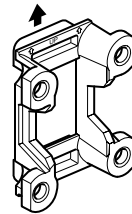
(Specific)
Commscope



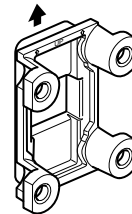
(Specific)
Ortronics TrackJack



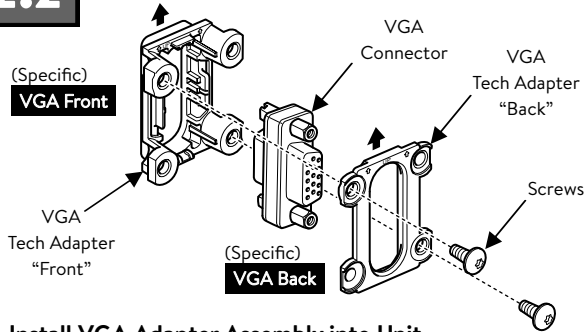
(Specific)
Siemon



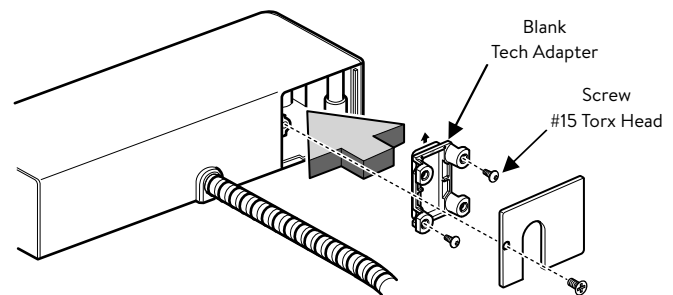
(Specific)
Cable Retainer



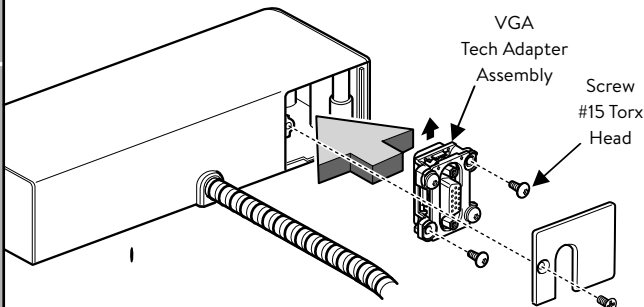
2.2 A Install VGA Connector to VGA Tech Adapters



2.3 Install Blank Tech Adapter Option



B Install VGA Adapter Assembly into Unit



E.C.N. No: GD17-002883

Part Number: G110270

Page Number: 2 of 2

Revision: B