

YOUR INNOVATIVE
MODULAR SOLUTIONS.

8-10 Electrical System



STU
DIO

BY DEKKO

Mastering Complexity

PANEL SYSTEM - INSPIRED SOLUTION

From simple to complex, the 8 and 10 Wire Systems were built for the ultimate capacity and field reliability. This powerful non-directional system allows flexible power connection suitable for panel and desking systems. Available in 3, 4, or 6 circuits, the 8 and 10 Wire Systems eliminate the need to change mounting hardware or receptacle location and in the same space as most 8 wire systems.



8-10 ELECTRICAL SYSTEM PROVIDES:

Panel System Compatibility

The 8 and 10 Wire Systems are intuitively designed for panel and desking system compatibility, so that receptacle location and mounting hardware remain unchanged for optimal installation. Offered in 3, 4, or 6 circuits, these systems overall, lower total cost and deliver the flexibility demands of today's office furniture industry.

A typical distribution assembly of an 8 or 10 wire system consists of a Distribution Harness, Jumper, and Receptacle(s) with optional Floor and Ceiling Power Entries. It serves to provide point of attachment and electrical connection for duplex receptacles, flexible panel connectors, and power entry components. Each component offers a variety of options to fit specific needs and workplace requirements. Choose from Shared Neutral 8 wire 4-2-2 or 10 wire 6-2-2 and Independent Neutral 8 wire 3-3-2 or 10 wire 4-4-2 (L-N-G) options.

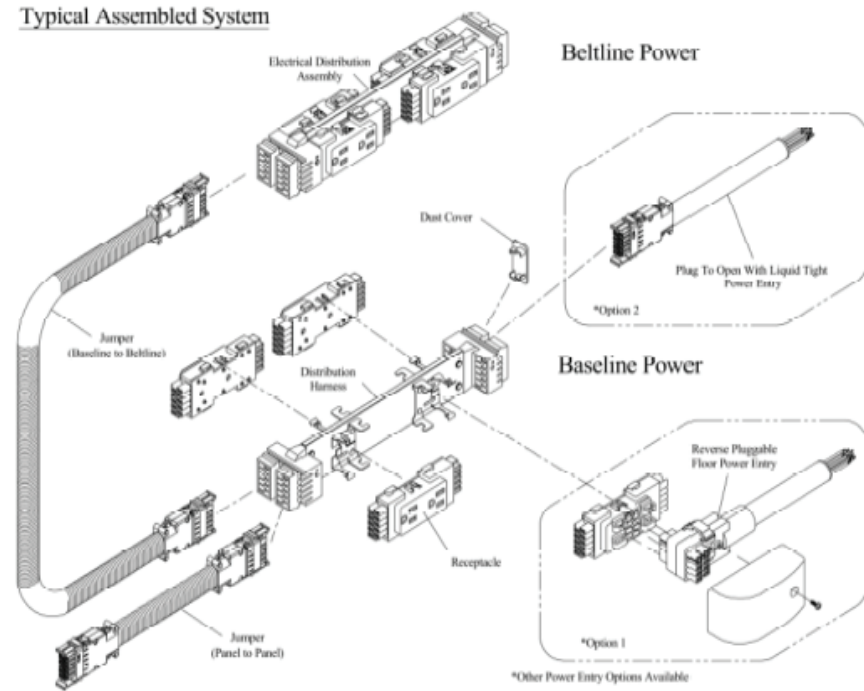
Approved for UL 1286 or UL 183 applications and approved power infeed options for metropolitan areas (New York).



FEATURES:

Applications

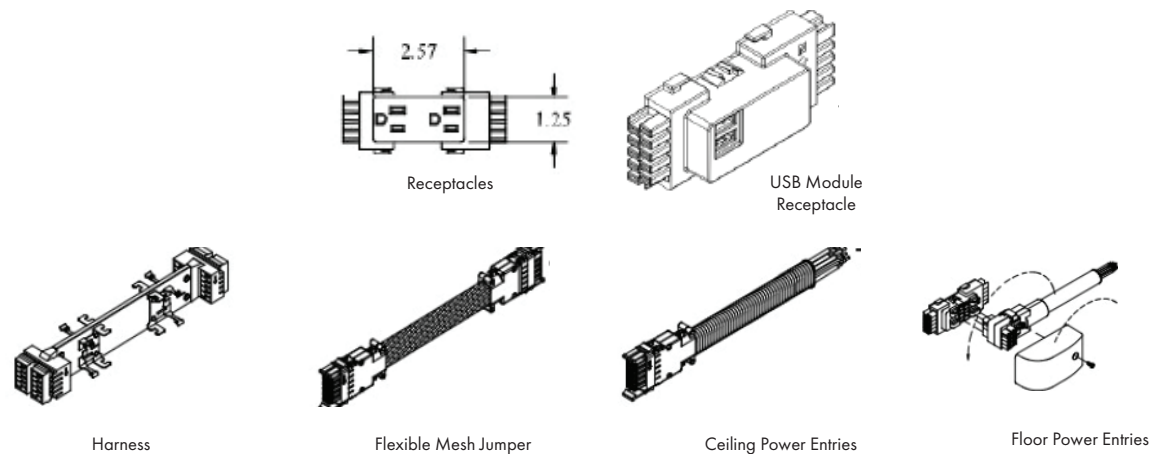
- Panel Systems
- Desking Systems



Specifications

- System Rating 20A/120V
- 15 or 20 Amp Duplex Receptacle Options
- 2.1A/10.5W USB Module Options
- Shared or Independent Neutral Wiring Systems (All Shared Neutrals use 10 gauge wire, rated at 35 Amps - See Wire Schematics Sheet for Details)
- Shared: 8 Wire (4-2-2) or 10 Wire (6-2-2)
- Independent: 8 Wire (3-3-2) or 10 Wire (4-4-2)
- 8 Wire (4-2-2) Configuration: Up to 52 Receptacles Per Infeed
- 8 Wire (3-3-2) Configuration: Up to 39 Receptacles Per Infeed
- 10 Wire (6-2-2) Configuration: Up to 78 Receptacles Per Infeed
- Receptacle Decora Face Thicknesses Available: .990", 1.115" & 1.655" Top Spring Mount (Receptacles work for both 8 and 10 Wire)
- USB Charging Module Decora Face Thickness Available: 1.115", 1.25" & 1.655" Top Spring Mount
- Wire Systems Components Include Distribution Harness, Jumper, Ceiling Power Entries, Floor Power Entries, Receptacles (Each Sold Separately)
- Jumper Conduits Options: Oval Extra-Flex, Liquid-Tight, and Extra Flex
- Standard Distribution Panel Lengths: 24", 30", 36", 42", 48", 54", 60" & 72"
- For Panel-to-Panel Connections Use 15" Flexible Mesh Jumper for All Panel Lengths
- Comply with UL 1286 and UL 183 Approved

Components - See System Specifications on following pages for additional details



SYSTEM SPECIFICATIONS - 8-10 WIRE SYSTEM OVERVIEW

UL 1286		UL 183	
OFFICE FURNISHINGS 280 & 285		MANUFACTURED WIRING SYSTEMS 580 & 585 Series	
Where Used:	Modular panel systems Tables Other applications	Where Used:	Full wall panels Tables Underfloor / Overhead Other applications
Approvals:	UL recognized and CSA certified	Approvals:	UL listed and CSA certified

Version	8 Wire		10 Wire					
	4-2-2 Shared	3-3-2 Independent	6-2-2 Shared	4-4-2 Independent				
Lines (12 ga)	4	3	6	4				
Neutrals (10 ga)	2		2					
Neutrals (12 ga)		3		4				
Grounds (12 ga)	2	2	2	2				
Utility Circuits	3	2	3	3	2			
Dedicated Circuits	1	2	1	3	1	2		
Receptacles Per Infeed	52		39		78		52	
	Receptacles:		Back-to-Back duplex receptacles (up to 13 receptacles per circuit)					
	Power Entries:		Floor and ceiling in-feeds available					
	Mounting:		Custom mounting brackets available					
	Specifications:		System rated at 20A (15A CSA) 3 ph (120/208v), 1 ph (120/240v) Receptacles are 15A & 20A					

Electrical Distribution Assembly- Mechanically attached to the panel base or table. It serves to provide point of attachment and electrical connection for duplex receptacles, flexible panel connectors, and power entry components.

Duplex Receptacles-Plugs into and is mechanically attached to the electrical distribution assembly. The receptacle is internally arranged to connect to the circuitry designated by the symbol on its face.

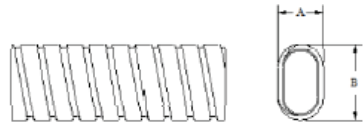
Jumper-Utilized to electrically connect electrical dis-tribution assemblies.

Floor Power Entry- Used to connect the electrical distribution system to the building power network at a floor level junction box or similar device.

Ceiling Power Entry-Used to connect the electrical distribution system to the building power network at an above ceiling level junction box or similar device. The Ceiling Power Entry is installed by plugging directly into an electrical distribution assembly. The procedure is similar to jumper installation and the connection point is the same.



OVAL-EXTRA FLEX CONDUIT



For Use in Version	Size	External Diameter			Minimum Bend Radius (in inches)
		Dim	Min	Max	
8 Wire & 10 Wire	3/4"	A	.600	.630	2.0
		B	1.095	1.125	

For Use in Version	Size	External Diameter			Minimum Bend Radius (in inches)
		Dim	Min	Max	
8 Wire & 10 Wire	5/8"	A	.540	.570	1.625
		B	.930	.960	

LIQUID-TIGHT CONDUIT



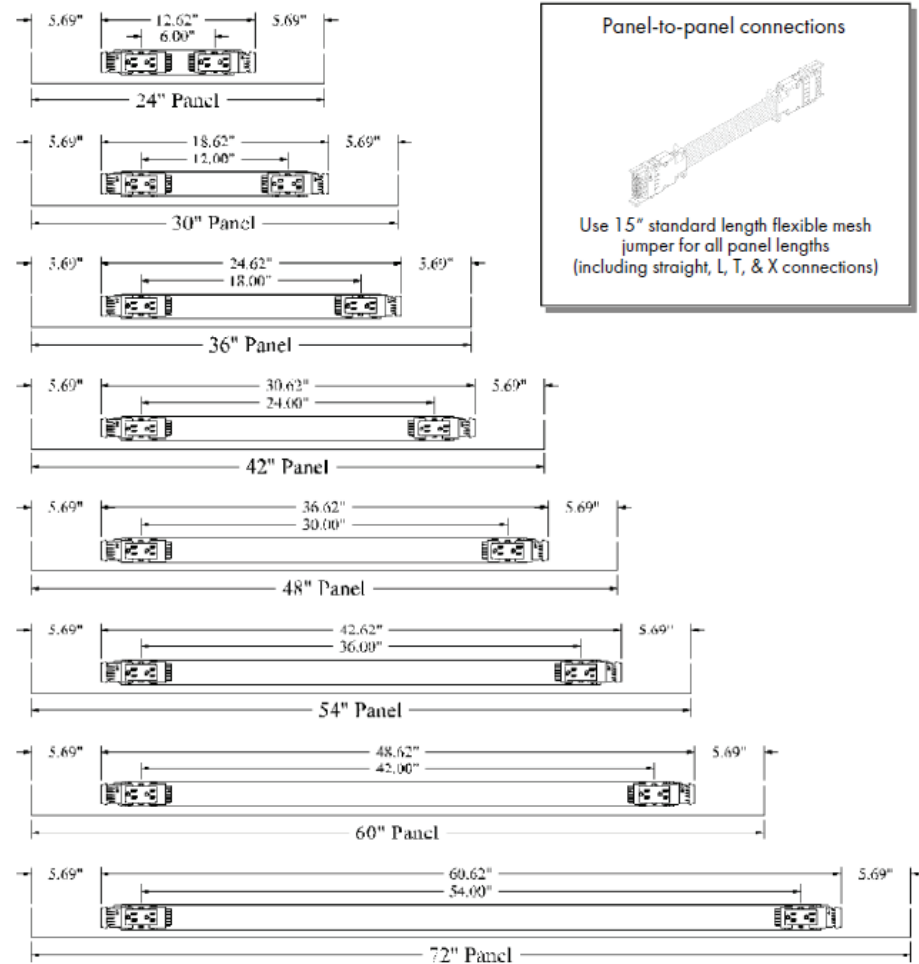
For Use in Version	Size	External Diameter			Minimum Bend Radius (in inches)
		Dim	Min	Max	
8 Wire & 10 Wire	1/2"	A	.820	.840	3.25

EXTR-FLEX CONDUIT



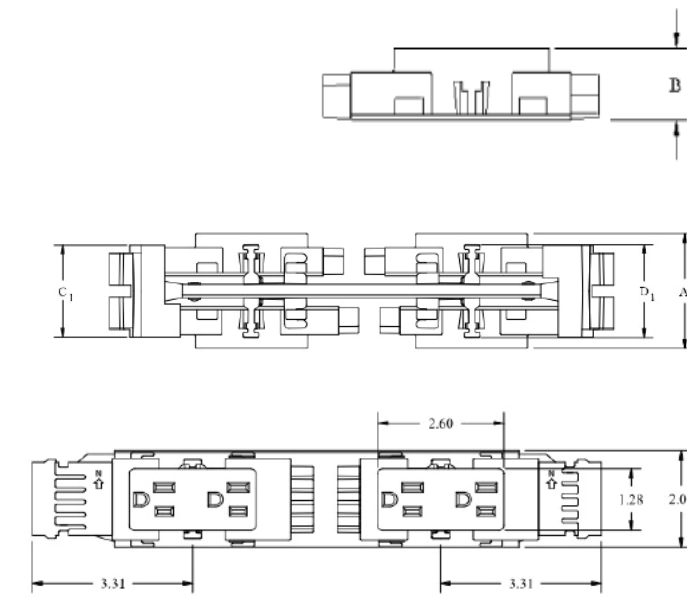
For Use in Version	Size	External Diameter			Minimum Bend Radius (in inches)
		Dim	Min	Max	
8 Wire	9/16"	A	.705	.735	1.50
4 Wire	3/8"	A	.530	.560	.75

JUMPER DISTRIBUTION LENGTHS



Panel-to-panel connections

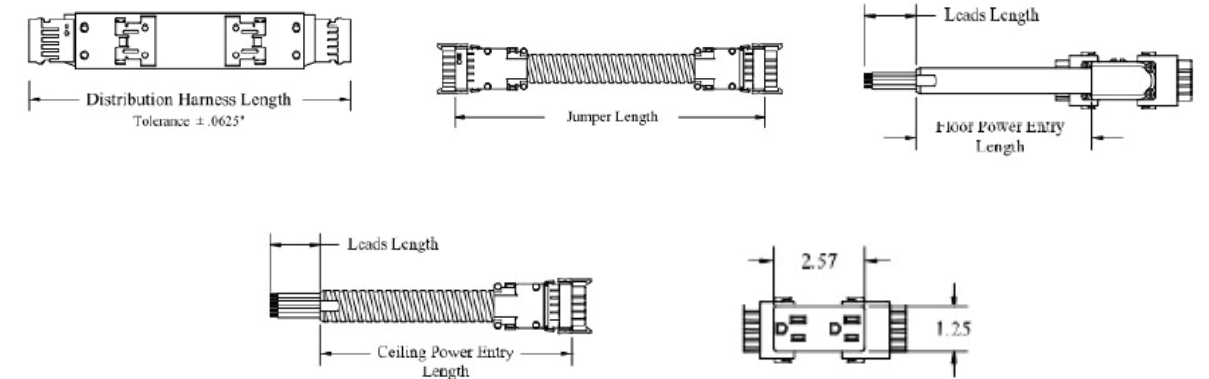
Use 15" standard length flexible mesh jumper for all panel lengths (including straight, L, T, & X connections)



DISTRIBUTION WITH CHANNEL
SPRING OR SQUEEZE LATCH JUMPERS AVAILABLE

Dim A ₁ Face To Face Dimension	Dim B Receptacle Thickness	Dim C ₁ Actual Size	Dim D ₁ Inside Clearance Required In Panel
2.42	.850	2.16	2.18
2.70	.990		
2.95	1.115		
3.22	1.250		
4.03	1.655	1.90	1.77
2.25	.850		
2.53	.990		
2.78	1.115		
3.05	1.250		
3.85	1.655		

Spring Mount Receptacles Only



DESCRIPTION WIRE SYSTEM 1268 SERIES # / 183 SERIES #

DISTRIBUTION HARNESES

• Distribution	8 Wire 4-2-2	280252	580252
	8 Wire 3-3-2	280311	580311
	10 Wire 6-2-2	280251	580251
	10 Wire 4-4-2	280253	580253
• Centermount distribution	8 Wire 4-2-2	280262	580262
	8 Wire 3-3-2	280312	580312
	10 Wire 6-2-2	280266	580266
	10 Wire 4-4-2	280265	580265

JUMPERS

• Plug -to-Plug in Extra-Flex Conduit	8 Wire 4-2-2	280003	580003
	8 Wire 3-3-2	280273	580273
	10 Wire 6-2-2	280001	580001
	10 Wire 4-4-2	280000	580000
	8 Wire 4-2-2	280084	580084
	8 Wire 3-3-2	280307	580307
• Plug-to-Plug in Liquid-Tight Conduit	10 Wire 6-2-2	280086	580086
	10 Wire 4-4-2	280085	580085
	8 Wire 4-2-2	280272	N/A
• Plug-to-Plug in Flexible Mesh - Maximum length 29" (24" of exposed Mesh)	8 Wire 3-3-2	280262	N/A
	10 Wire 6-2-2	280271	N/A
	10 Wire 4-4-2	280270	N/A

CEILING POWER ENTRIES

• Plug-to-Open in Extra-Flex Conduit (Standard length 144" + 8" Leads)	8 Wire 4-2-2	280005	580005
	8 Wire 3-3-2	280277	580277
	10 Wire 6-2-2	280007	580007
	10 Wire 4-4-2	280006	580006
	8 Wire 4-2-2	28008	58008
	8 Wire 3-3-2	280305	580305
• Plug-to-Open in Liquid-Tight Conduit (Standard length 144" + 8" Leads)	10 Wire 6-2-2	280010	580010
	10 Wire 4-4-2	280009	580009

Products are keyed so that the distribution harnesses and all componenets must be the same version (ie: Shared or Independent) to plug together



BY DEKKO

DESCRIPTION WIRE SYSTEM 1268 SERIES # / 183 SERIES #

FLOOR POWER ENTRIES

• .990" Reversible in the field, in liguid tight conduit - Standard length 72" + 8" Leads	8 Wire 4-2-2	280003	580003
	8 Wire 3-3-2	280273	580273
	10 Wire 6-2-2	280001	580001
	10 Wire 4-4-2	280000	580000
• 1.655" Reversible in the field, in liguid tight conduit - Standard length 72" + 8" Leads	8 Wire 4-2-2	280464	580464
	8 Wire 3-3-2	280466	580466
	10 Wire 6-2-2	280463	580463
	10 Wire 4-4-2	280462	580462
	8 Wire 4-2-2	280054	580054
• Right or left hand available, in liguid tight conduit - Standard length 72" + 8" Leads	8 Wire 3-3-2	280285	580285
	10 Wire 6-2-2	280056	580056
	10 Wire 4-4-2	280055	580055

RECEPTACLES & USB MODULES

• .990" 15 Amp Receptacle Decorator face - top spring mount	8 Wire 4-2-2	280022	580022
	8 Wire 3-3-2		
	10 Wire 6-2-2	280023	580023
	10 Wire 4-4-2		
• 1.115" 15 Amp Receptacle Decorator face - top spring mount	8 Wire 4-2-2	280452	580452
	8 Wire 3-3-2		
	10 Wire 6-2-2	280453	580453
	10 Wire 4-4-2		
• 1.655" 15-15/20 Amp Receptacle Decorator face - top spring mount	8 Wire 4-2-2	280233	580233
	8 Wire 3-3-2		
	10 Wire 6-2-2	280239	580239
	10 Wire 4-4-2		
• 1.115" USB Module Decorator face - top spring mount	8 Wire 4-2-2	280714	580714
	8 Wire 3-3-2		
	10 Wire 6-2-2	280720	280720
	10 Wire 4-4-2		
• 1.250" USB Module Decorator face - top spring mount	8 Wire 4-2-2	280712	580712
	8 Wire 3-3-2		
	10 Wire 6-2-2	280718	580718
	10 Wire 4-4-2		
• 1.655" USB Module Decorator face - top spring mount	8 Wire 4-2-2	280710	580710
	8 Wire 3-3-2		
	10 Wire 6-2-2	280716	580716
	10 Wire 4-4-2		



BY DEKKO

DESCRIPTION

WIRE SYSTEM

1268 SERIES # / 183 SERIES

SPECIAL APPLICATIONS

• Hardwired Junction Box for metropolitan areas (NY)	8 Wire 4-2-2	280324	N/A
	8 Wire 3-3-2	280326	N/A
	10 Wire 6-2-2	280323	N/A
	10 Wire 4-4-2	280325	N/A
• 2 Port Coupler (Straight-Thru Block)	8 Wire 4-2-2	280345	580345
	8 Wire 3-3-2		
	10 Wire 6-2-2	280346	580346
	10 Wire 4-4-2		
• 4 Port Coupler (Quad Block)	8 Wire 4-2-2	280391	580391
	8 Wire 3-3-2		
	10 Wire 6-2-2	280392	580392
	10 Wire 4-4-2		
• Special application receptacles - International Outlets (available for most countries)	8 Wire 4-2-2	280046	580046
	8 Wire 3-3-2		
	10 Wire 6-2-2	2800040	5800040
	10 Wire 4-4-2		
• Special application receptacles - Twist -Lock	8 Wire 4-2-2	280041	580041
	8 Wire 3-3-2	280044	580044
	10 Wire 6-2-2	280035	580035
	10 Wire 4-4-2	280038	580038

Products are keyed so that the distribution harnesses and all components must be the same version (ie: Shared or Independent) to plug together