



8 WIRE MODULAR SOLUTION ELECTRI-PAK



WIRE POWER LIKE A PRO

ELECTRI-PAK SYSTEMS

ECA offers a complete line of modular electrical wiring systems which can be easily integrated into many panel and furniture designs. Available in 3 simplex (triplex) and 4 simplex (quad) single circuit and multi-circuit configurations, link multiple units together from one power infeed, in no particular order. A variety of mounting options are available, making the Modular Wiring Solution perfect for benching, workstations, and computer tables and retrofit applications.



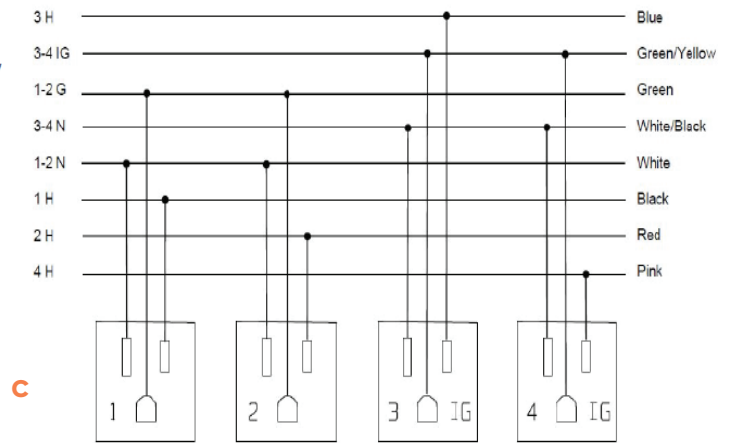
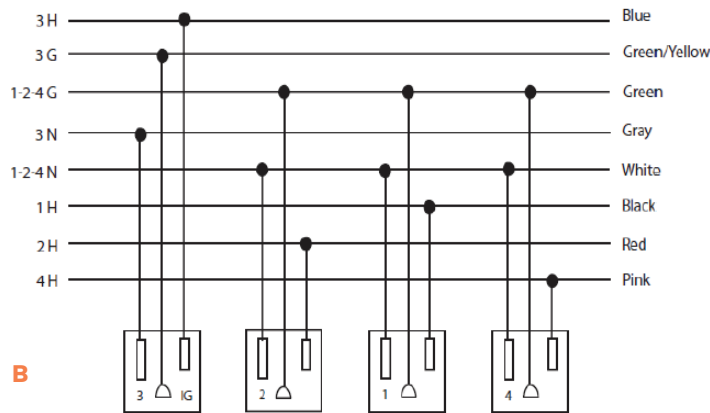
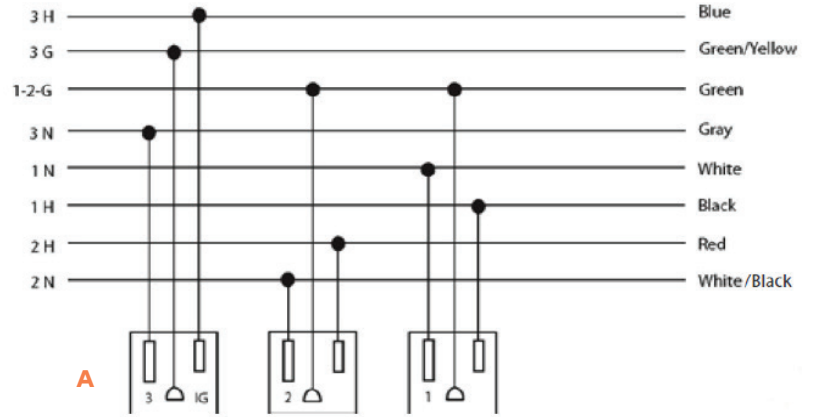
FEATURES:

Applications

- Side-mount
- Under-mount
- Panel systems

Compatible Products

- J-Channel
- Sandbar
- Power Blocks:
- Triplex Single-Sided Type SA
- Triplex Double-Sided Type AA
- Double Duplex Single-Sided Type SA
- Double Duplex Double-Sided Type AA



8 Wire 3 Circuit

- 3 Hots, 3 Neutrals, 3 Ground
- 3 Utility Circuits Share a #10AWG Super Neutral & Ground
- 3rd Circuit Dedicated Hot, Neutral, and Ground
- Compatible with Triplex & Quad Power Blocks

8 Wire 4 Circuit (3+1)

- 4 Hots, 4 Neutrals, 2 Grounds
- 2 Utility Circuits Share Neutral & Ground + 2 Isolated share a Neutral & Ground
- Compatible with Triplex and Quad Power Blocks

8 Wire 4 Circuit (2+2)

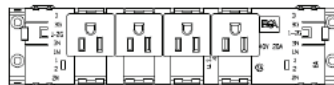
- 4 Hots, 2 Neutrals, 2 Grounds
- Common Neutral & Ground for each pair of Circuits (1-2 & 3-4)
- Compatible with Triplex & Quad Power Blocks

Components

TriPlex Single-Sided Type SA



Quad Single-Sided Type SA



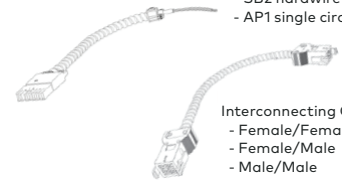
TriPlex Double-Sided Type AA



Quad Double-Sided Type AA



Multi-Circuit Starter Cables:
- SB2 hardware
- AP1 single circuit



Interconnecting Cables:
- Female/Female
- Female/Male
- Male/Male
- Minimum Length 12"
- Rigid channels for connections less than 12" (CFF)

**8 WIRE, 3 CIRCUIT
DOUBLE DUPLEX**

EXTRA POSITION AVAILABLE.
2 UTILITY CIRCUITS EACH HAVE A NEUTRAL
AND SHARE A GROUND.
3RD CIRCUIT HAS DEDICATED, HOT,
NEUTRAL AND GROUND.



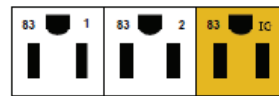
4 WIRE, 2 CIRCUIT DUPLEX

2 UTILITY CIRCUITS SHARE A
NEUTRAL AND GROUND



**8 WIRE, 3 CIRCUIT
TRIPLEX**

2 UTILITY CIRCUITS EACH HAVE A
NEUTRAL AND SHARE A GROUND.
3RD CIRCUIT HAS DEDICATED, HOT,
NEUTRAL AND GROUND.



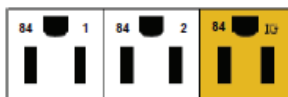
**8 WIRE, 4 CIRCUIT
DOUBLE DUPLEX**

UTILITY CIRCUITS (1,2,4) SHARE A #10
SUPER NEUTRAL AND SHARE A GROUND.
3RD CIRCUIT HAS DEDICATED, HOT,
NEUTRAL AND GROUND.



**8 WIRE, 4 CIRCUIT
TRIPLEX**

3 UTILITY CIRCUITS (1,2,4) SHARE A #10
AWG SUPER NEUTRAL AND SHARE A
GROUND.
3RD CIRCUIT HAS DEDICATED, HOT,
NEUTRAL AND GROUND.



**8 WIRE, 4 CIRCUIT (2+2)
ISOLATED DOUBLE DUPLEX**

2 UTILITY CIRCUITS HAVE A SHARED
NEUTRAL AND GROUND.
2 DEDICATED CIRCUITS SHARE A NEUTRAL
AND A GROUND.



DESCRIPTION

DIMENSIONS

PART NUMBER

Power Modules -

Single Sided Triplex Type SA

- 8 wire 3 circuit — 2 utility share ground + 1 isolated
- 8 wire 4 circuit — 3 utility share neutral and ground + 1 isolated

7.96" x 1.03" x 2.35"
7.96" x 1.03" x 2.35"

83 SA
84 SA

Note: Single sided power blocks ONLY compatible with size 150 receptacles

Power Modules -

Single Sided Double Duplex Type SA

- 8 wire 3 circuit — 2 utility share ground + 1 isolated
- 8 wire 4 circuit — 3 utility share neutral and ground + 1 isolated
- 8 wire 4 circuit — 2 utility share neutral and ground + 2 isolated share neutral and ground

9.30" x 1.03" x 2.35"
9.30" x 1.03" x 2.35"

834 SA
844 SA

9.30" x 1.03" x 2.35"

8422 SA

Note: Single sided power blocks ONLY compatible with size 150 receptacles

Power Modules -

Single Sided Triplex Type SAE

- 8 wire 3 circuit — 2 utility share ground + 1 isolated
- 8 wire 4 circuit — 3 utility share neutral and ground + 1 isolated

7.07" X 1.03" X 2.84"
7.07" X 1.03" X 2.84"

83 SAE
84 SAE

Note: Single sided power blocks ONLY compatible with size 150 receptacles

Power Modules -

Single Sided Double Duplex Type SAE

- 8 wire 3 circuit — 2 utility share ground + 1 isolated
- 8 wire 4 circuit — 3 utility share neutral and ground + 1 isolated
- 8 wire 4 circuit — 2 utility share neutral and ground + 2 isolated share neutral and ground

8.4" X 1.03" X 2.84"
8.4" X 1.03" X 2.84"

834 SAE
844 SAE

8.4" X 1.03" X 2.84"

8422 SAE

Note: Single sided power blocks ONLY compatible with size 150 receptacles



DESCRIPTION**DIMENSIONS****PART NUMBER****Power Modules -****Double Sided Triplex Type AA**

• 8 wire 3 circuit — 2 utility share ground + 1 isolated	7.07" x 1.50" x 2.48"	83 AA
• 8 wire 4 circuit — 3 utility share neutral and ground + 1 isolated	7.07" x 1.50" x 2.48"	84 AA

Note: Six simplexes required—all simplex sizes will fit in an AA block

Power Modules -**Double Sided Double Duplex Type AA**

• 8 wire 3 circuit — 2 utility share ground + 1 isolated	8.40" x 1.50" x 2.48"	834 AA
• 8 wire 4 circuit — 3 utility share neutral and ground + 1 isolated	8.40" x 1.50" x 2.48"	844 AA
• 8 wire 4 circuit — 2 utility share neutral and ground + 2 isolated share neutral and ground	8.40" x 1.50" x 2.48"	8422 AA

Note: Eight simplexes required—all simplex sizes will fit in an AA block

Simplexes-**System 83**

• Circuit 1 black	Black	83 S1-BL-150
• Circuit 2 black	Black	83 S2-BL-150
• Circuit 3 black	Black	83 S3-BL-150
• Isolated Circuit orange	Orange	83 S3IG-OR-150
• Blank black	Black	83 SB-BL-150

Available sizes: 150, 175, 200, 225, 250, 275

Change last 3 digits in the part number to specify simplex size. 150 is standard.

Grey Simplexes Available. Change "BL" in part number to "GR".

Simplexes-**System 84**

• Circuit 1 black	Black	84 S1-BL-150
• Circuit 2 black	Black	84 S2-BL-150
• Circuit 3 black	Black	84 S3-BL-150
• Circuit 4 black	Black	84 S4-BL-150
• Isolated Circuit orange	Orange	84 S3IG-OR-150
• Blank black	Black	84 SB-BL-150

Available sizes: 150, 175, 200, 225, 250, 275, 300, 325

Change last 3 digits in the part number to specify simplex size. 150 is standard.

Grey Simplexes Available. Change "BL" in part number to "GR".

Simplexes-**System 8422**

• Circuit 1 black	Black	84 S1-BL-150
• Circuit 2 black	Black	84 S2-BL-150
• Circuit 3 black	Black	84 S3-BL-150
• Isolated Circuit 2 orange	Orange	84 S3IG-OR-150
• Isolated Circuit 4 orange	Orange	84 S4IG-OR-150
• Blank black	Black	84 SB-BL-150

Available sizes: 150, 175, 200, 225, 250, 275, 300, 325

Change last 3 digits in the part number to specify simplex size. 150 is standard.

Grey Simplexes Available. Change "BL" in part number to "GR".

Simplexes Removal Tool

• Tool used to remove simplexes from power blocks	N/A	8 SR
---	-----	------



DESCRIPTION**DIMENSIONS****PART NUMBER****Controlled Simplexes-
System 83**

• Circuit 1 black	Black	83 S1CC-BL-150
• Circuit 2 black	Black	83 S2CC-BL-150
• Circuit 3 black	Black	83 S3CC-BL-150

Available sizes: 150, 175, 200, 225, 250, 275

Change last 3 digits in the part number to specify simplex size. 150 is standard.

Grey Simplexes Available. Change "BL" in part number to "GR".

**Controlled Simplexes-
System 84**

• Circuit 1 black	Black	84 S1CC-BL-150
• Circuit 2 black	Black	84 S2CC-BL-150
• Circuit 3 black	Black	84 S3CC-BL-150
• Circuit 4 black	Black	84 S4CC-BL-150

Available sizes: 150, 175, 200, 225, 250, 275, 300, 325

Change last 3 digits in the part number to specify simplex size. 150 is standard.

Grey Simplexes Available. Change "BL" in part number to "GR".

**Controlled Simplexes-
System 8422**

• Circuit 1 black	Black	84 S1CC-BL-150
• Circuit 2 black	Black	84 S2CC-BL-150
• Circuit 3 black	Black	84 S3CC-BL-150
• Circuit 4 black	Black	84 S4CC-BL-150

Available sizes: 150, 175, 200, 225, 250, 275, 300, 325

Change last 3 digits in the part number to specify simplex size. 150 is standard. Grey

Simplexes Available. Change "BL" in part number to "GR".

Simplexes Removal Tool

• Tool used to remove simplexes from power blocks	N/A	8 SR
---	-----	------

Mounting Bracket for Power Modules

• Low profile - secures the power module to the panel	N/A	MB
• U -Channel - secures the power module to the panel; accommodates panels with a higher wire management profile	N/A	MBM
• "I" Beam -Secures the power module to the panel; accommodates raceways with "I" beam conguration	N/A	CMBM

Junction Boxes

• Junction Box, 4 Receptacles, 6 Knock Outs, 4 Key Slots, ETL Listed	Black	JCT-4P-B
• Junction Box with Cover, 6 Knock Outs, 4 Key Slots	Black	78 JB

Starter-Cable Quick Specs:

Flex Cable Lengths= 12" min- 180" max
SOW Cord= .59 round
4 Wire Diameter= 3/8" round Trade Size
8 Wire Diameter= 9/16" round Trade Size
Galvanized Steel; #10 AWG super neutral in 8 Wire 4 Circuit; #12 AWG in all other systems.
Insulation: THHN, THWN, rated 600 volts

DESCRIPTION	DIMENSIONS	PART NUMBER
-------------	------------	-------------

Starter Options - Single Circuit

- | | | |
|--|----------------------|----------------------------------|
| • 4 wire system - female flex cable length with 24" SOW cord with 20 AMP plug | 2.10" x 1.26" x .86" | 42 20AP1-72 |
| • 8 wire systems - female flex cable length with 24" SOW cord with 20 AMP plug | 3.38" x 2.01" x .61" | 83 20AP1-48-24
84 20AP1-48-24 |

15 Amp adapter cord is included for Canadian applications where only 15 Amp is required. Combined length of 24" SOW cord and Flex Cable cannot exceed 72".

Starter Options - Multi-Circuit

- | | | |
|---|----------------------|---------------------------------------|
| • 4 wire system - female flex cable length | 2.10" x 1.26" x .86" | 42 SB2-L* |
| • 8 wire systems - female flex cable length | 3.38" x 2.01" x .61" | 83 SB2-L*
84 SB2-L*
8422 SB2-L* |

**All circuits rated for 20 AMPs and are energized. Whip end connected to building power by electrician. Female end connects to ECA Power Modules
*Lengths specified in inches**

Starter Options - Special Purpose Multi-Circuit

- | | | |
|---|----------------------|---------------------------------------|
| • 8 wire systems - female flex cable length | 3.38" x 2.01" x .61" | 83 SB1-L*
84 SB1-L*
8422 SB1-L* |
|---|----------------------|---------------------------------------|

**Used as Power Infeed in New York City. Circuits rated for 20 AMPs and are energized. Connected to building power by electrician
*Lengths specified in inches**

Starter Options - Quick Disconnect

- | | | |
|---|-----------|---|
| • 4 & 8 wire systems - Fits into a standard decora plate opening. 42, 83, 84 FF cables plug into Quick Disconnect. Other end of FF cable plugs into Power Module. | 4 11/16th | 42 QD INSERT
83 QD
84 QD
8422 QD |
|---|-----------|---|

4 11/16" junction box included with 83, 84, and 8422 systems. Textured Black finish on face plate.

Interconnecting-Cable Quick Specs:

Cable lengths available in 1" increments
4 Wire Diameter= 3/8" round Trade Size
8 Wire Diameter= 9/16" oval Trade Size
#10 AWG super neutral in 8 Wire 4 Circuit; #12 AWG
in all other systems
Metal Flex made of Galvanized Steel

DESCRIPTION	DIMENSIONS	PART NUMBER
-------------	------------	-------------

Interconnecting Cables - (Used to interconnectone Power Module to the next)

Female/Female Metal Flex Cable

- | | | |
|--------------------------------|------------------------------|-------------|
| • 4 wire 2 circuit cable | 4 Wire= 2.10" x 1.26" x .86" | 42 FF-"L" |
| • 8 wire 3 circuit cable | 8 Wire= 3.38" x 2.01" x .61" | 83 FF-"L" |
| • 8 wire 4 circuit cable | | 84 FF-"L" |
| • 8 wire 4 circuit (2+2) cable | | 8422 FF-"L" |

Also available in Male/Male—change "FF" in part number to "MM"
Min Length: 12" Max Length: 180"

Interconnecting Cables - (Connects to a starter cable or can be used as an extension to a Female/Female cable)

Female/Male Metal Flex Cable

- | | | |
|--------------------------------|------------------------------|-------------|
| • 4 wire 2 circuit cable | 4 Wire= 1.94" x .86" x .86" | 42 FM-"L" |
| • 8 wire 3 circuit cable | 8 Wire= 4.25" x 2.23" x .73" | 83 FM-"L" |
| • 8 wire 4 circuit cable | | 84 FM-"L" |
| • 8 wire 4 circuit (2+2) cable | | 8422 FM-"L" |

Also available in Male/Male—change "FF" in part number to "MM"
Min Length: 12" Max Length: 180"

Interconnecting Cables - (Used to split an application into two directions as a "Y" coupler)

Female/Dual Male Metal Flex Cable

- | | | |
|--------------------------------|-------------------------------|-------------|
| • 8 wire 3 circuit cable | | 83 FD-"L" |
| • 8 wire 4 circuit cable | 8 Wire= 4.25" x 2.23" x 1.43" | 84 FD-"L" |
| • 8 wire 4 circuit (2+2) cable | | 8422 FD-"L" |

Also available in Male/Male—change "FF" in part number to "MM"
Min Length: 12" Max Length: 180"

Interconnecting Cables - (Connects two power modules together within a panel where multiple receptacles are required.)

Female/Female Rigid Channel

- | | | |
|--|-----|--------------|
| • 8 wire 3 circuit F/F Rigid Channel | | 83 CFF-"L" |
| • 8 wire 4 circuit F/F Rigid Channel | N/A | 84 CFF-"L" |
| • 8 wire 4 circuit (2+2) cable F/F Rigid Channel | | 8422 CFF-"L" |

Also available in Male/Male—change "FF" in part number to "MM"
Min Length: 1.50" Max Length: 12"