

YOUR INNOVATIVE
ELECTRICAL SOLUTION.

Ashley Duo™ Series



STU
DIO

BY DEKKO

Elite Power Within

DISTINCT STYLE. HIGH STANDARDS.

The sleek and stylish Ashley Duo design offers finishes reflecting subtle, monochromatic elegance to bold custom colors. The Ashley Duo™ is completely integrated within a single-piece cover, eliminating dust and debris catching in grooves and unsightly seams.



ASHLEY DUO™ SERIES PROVIDES:

Easy Access to Power

Inside the attractive casing resides a most impressive power pack. Two outlets promise reliable AC power for plugged-in hardware, while the true star of the tandem is the dual 2.1 amp USB port.

Each USB port utilizes a Smart Device Recognition Chip to monitor and independently deliver the required amperage to your devices — up to 2.1 amps each — and charge them in half the time it takes with similar products on the market.

The Ashley Duo™ is available in clamp-on, under, and bezel mounting options and is UL 962A and UL 111 Listed.



ASHLEY DUO™

FEATURES:

Applications

- Clamp-on
- Under-mount
- Bezel

Standard Metal Trim Finishes

- Silver 
- Black 
- White 

Standard Plastic Colors

- White 
- Grey 
- Black 
- Harvest Pumpkin 
- Neon Red 
- Blue Daisy 
- Light Green 

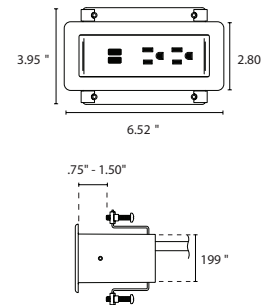
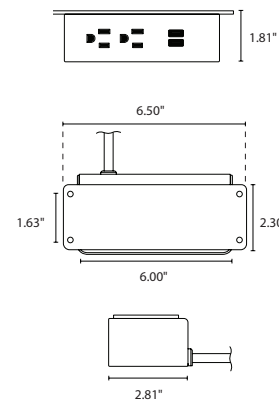
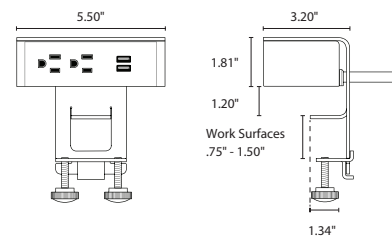


Specifications

- 2 - 15A, 120V AC Power Outlets
- 2 - 2.1A/10.5W USB Charging Ports
- 6' or 10' Cord and Hardwire Options
- UL 962A and UL 111 Listed
- UL 1310 Recognized
- Meets UL Spill Requirements
- Class 2, FCC Part 15 A Approved
- Meets USB.org Battery Charging 1.2 Specifications

Dimensions

- Product lengths vary by configurations: 5.50", 6.50", 6.52"



DESCRIPTION	LENGTHS CORDED & HARDWIRE	FINISH PLASTIC FACE/METAL TRIM	MODEL
ASHLEY DUO - CLAMP MOUNT			
• 2 AC 15 Amp Power Outlets, 2 USB 2.1 Amp Charging Ports	6' Corded	Black/Black Gray/Silver White/Silver White/White	305050.01.04.06 305050.01.01.06 305050.01.57.06 305050.01.VW.06
	10' Corded	Black/Black Gray/Silver White/Silver White/White	305050.01.04.10 305050.01.01.10 305050.01.57.10 305050.01.VW.10
	6' Hardwire	Black/Black Gray/Silver White/Silver White/White	200037.01.04.06 200037.01.01.06 200037.01.57.06 200037.01.VW.06
	10' Hardwire	Black/Black Gray/Silver White/Silver White/White	200037.01.04.10 200037.01.01.10 200037.01.57.10 200037.01.VW.10

ASHLEY DUO - UNDER

• 2 AC 15 Amp Power Outlets, 2 USB 2.1 Amp Charging Ports	6' Corded	Black/Black Gray/Silver White/Silver White/White	305051.01.04.06 305051.01.01.06 305051.01.57.06 305051.01.VW.06
	10' Corded	Black/Black Gray/Silver White/Silver White/White	305051.01.04.10 305051.01.01.10 305051.01.57.10 305051.01.VW.10
	6' Hardwire	Black/Black Gray/Silver White/Silver White/White	200038.01.04.06 200038.01.02.06 200038.01.57.06 200038.01.VW.06
	10' Hardwire	Black/Black Gray/Silver White/Silver White/White	200038.01.04.10 200038.01.02.10 200038.01.57.10 200038.01.VW.10

Please note: There is a cord length upcharge for models specified with 10' cord/hardwire lengths. See last page for instructions on how to specify units with specialty color finishes.

DESCRIPTION	LENGTHS CORDED & HARDWIRE	FINISH PLASTIC FACE/METAL TRIM	MODEL
ASHLEY DUO - BEZEL			
• 2 AC 15 Amp Power Outlets, 2 USB 2.1 Amp Charging Ports	6' Corded	Black/Black	305057.01.04.06
		Gray/Silver	305057.01.01.06
		White/Silver	305057.01.57.06
		White/White	305057.01.VW.06
	10' Corded	Black/Black	305057.01.04.10
		Gray/Silver	305057.01.01.10
		White/Silver	305057.01.57.10
		White/White	305057.01.VW.10
	6' Hardwire	Black/Black	200044.01.04.06
		Gray/Silver	200044.01.01.06
		White/Silver	200044.01.57.06
		White/White	200044.01.VW.06
	10' Hardwire	Black/Black	200044.01.04.10
		Gray/Silver	200044.01.01.10
		White/Silver	200044.01.57.10
		White/White	200044.01.VW.10


Please note: There is a cord length upcharge for models specified with 10' cord/hardwire lengths.
See following page for instructions on how to specify units with specialty color finishes.

SPECIFICATION INSTRUCTIONS

TO ORDER PLEASE SPECIFY THE FOLLOWING

Step 1:	Step 2:	Step 3:
Base Model # (Part Number)	Finish Options	NEMA Plug or Hardwire Lengths

EXAMPLE



200044.01.57.06

Base Model: Ashley Duo
Finish Option: White/Silver
Cord Length: 6'

Code	Plastic Face/Metal Trim	Cord Color	Code	Cord Length
.04	Black/Black	Black	.06	6' or 72"
.02	Black/Silver	Black	.10	10' or 120"
.08	Gray/Black	Black		
.01	Gray/Silver	Black		
.05	Gray/White	Black		
.03	White/Black	White		
.57	White/Silver	White		
.VW	White/White	White		
.11	Blue Daisy/White	White		
.12	Blue Daisy/Silver	White		
.13	BlueDaisy/Black	Black		
.14	Light Green/White	White		
.15	Light Green/Silver	White		
.16	Light Green/Black	Black		
.17	Harvest Pumpkin/White	White		
.18	Harvest Pumpkin/Silver	White		
.19	Harvest Pumpkin/Black	Black		
.20	Neon Red/White	White		
.21	Neon Red/Silver	White		
.22	Neon Red/Black	Black		

Contact Salesperson For Additional Cord Options