



OASIS™ MINI



OASIS™ MINI SERIES



POWER YOUR WAY.

SEAMLESS POWER FOR COLLABORATIVE MEETING APPLICATIONS

Put power, USB, and data capabilities within easy reach. The 15-inch Oasis™ Mini table trough brings power, data, and 2.1A USB charging ports right where they're needed. Looking to spread out? A clever two-panel closure creates valuable table space. For those looking to streamline power, Oasis™ Mini is compatible with our DaisyLink™ System, allowing several units to be conveniently linked from a single power source. Offered as an in-surface or under table (UT) mounting option, customizable power inserts accommodate even the most unique preferences, creating an environment that is both aesthetically-pleasing and productive.







FEATURES:

Applications

- Bezel / In-surface
- Under-table (UT)
- Table-trough
- Conference/Meeting Applications

Standard Finishes

- Silver Pearl 
- Black 
- Brushed Aluminum 
- Black Brushed Aluminum 

Lid Finishes (UT Version Only)

- Frosted Glass 

Trim Pivot Kit Finish (UT Version Only)

- Brushed Aluminum 

Specifications

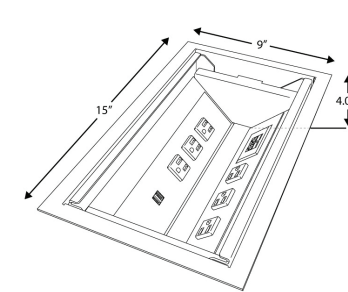
- 4 or 6 - 15A, 120V AC Power Receptacles
- 2 - 2.1A/10.5W USB Charging Ports (Available on USB Versions Only)
- 1 - 3 Telecom Plate Knockouts - Fully Customizable (Quantity Vary by Configurations; Purchased Separately)
- Corded, Hardwired & DaisyLink Options
- Standard Cord & Hardwire Whip Length: 108"

- Optional Outer Pan Accessory and Lid Trim Pivot Kit (Purchased Separately; Trim Kit Available for UT Versions only)
- 15" Trough
- Recommended Table Thickness: 0.88" - 2"
- Recommended Table Cutout: 14.12" x 8.25" - See Install Sheet for Additional Undercuts Required
- Power Inserts UL Listed for US and Canada

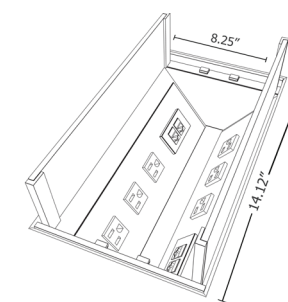
Dimensions

- Oasis™ Mini Standard Dimensions: 9" x 15"
- Oasis™ Mini UT Standard Dimensions: 8.25" x 14.12"

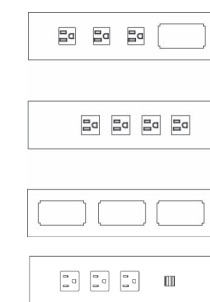
- Oasis™ Mini Inserts: 11.25" x 2.67"
- Outer Pan Dimensions: 12.20" x 15" x 5.29"



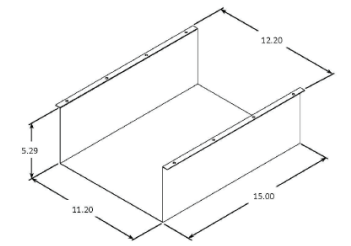
Oasis™ Mini Version USB Shown



Oasis™ Mini UT Version A Shown



Power, Data & USB Inserts Shown



Outer Pan



DESCRIPTION	FINISH	PART NUMBER
Oasis™ Mini- Corded		
• Oasis Mini A, 15" Trough with 6 Power Receptacles and 2 Telecom Plate Knockouts with 2 108" Standard Plugs	Silver Pearl/Aluminum Black/Black Aluminum Silver Pearl Black	OASIS-MINI A OASIS-MINI A BL OAM-A-PC-S OAM-A-PC-B
• Oasis Mini B, 15" Trough with 4 Power Receptacles and 3 Telecom Plate Knockouts with 108" Standard Plug	Silver Pearl/Aluminum Black/Black Aluminum Silver Pearl Black	OASIS-MINI B OASIS-MINI B BL OAM-B-PC-S OAM-B-PC-B
• Oasis Mini USB, 15" Trough with 6 Power Receptacles, 2 USB Charging Ports, and 1 Telecom Plate Knockout with 2 108" Standard Plugs	Silver Pearl/Aluminum Black/Black Aluminum Silver Pearl Black	OAM-U-AL-108 OAM-U-BA-108 OAM-U-PC-S-108 OAM-U-PC-B-108

Oasis™ Mini- Hardwired		
• Oasis Mini A, 15" Trough with 6 Power Receptacles and 2 Telecom Plate Knockouts with 2 108" Hardwire Whip	Silver Pearl/Aluminum Black/Black Aluminum Silver Pearl Black	OASIS-MINI A HW OASIS-MINI A BL HW OAM-A-PC-S-HW OAM-A-PC-B-HW
• Oasis Mini B, 15" Trough with 4 Power Receptacles and 3 Telecom Plate Knockouts with 108" Hardwire Whip	Silver Pearl/Aluminum Black/Black Aluminum Silver Pearl Black	OASIS-MINI B HW OASIS-MINI B BL HW OAM-B-PC-S-HW OAM-B-PC-B-HW
• Oasis Mini USB, 15" Trough with 6 Power Receptacles, 2 USB Charging Ports, and 1 Telecom Plate Knockout with 2 108" Hardwire Whip	Silver Pearl/Aluminum Black/Black Aluminum Silver Pearl Black	OAM-U-AL-108HW OAM-U-BA-108HW OAM-U-PC-S-108HW OAM-U-PC-B-108HW

Accessories - For Oasis Mini & Mini UT Versions		
• Oasis-Mini Outer Pan - for concealing underside of 15" Oasis Mini trough	Silver Pearl Black	OASIS-MINI PANS OASIS-MINI PAN
• 72" Hardwire Starter Cable	N/A	42 SB2-72"

Telecom Plates, Lids & Bezel sold separately.
"Build Your Own" Configurations Available - Call for Customization

DESCRIPTION	FINISH	PART NUMBER
Oasis™ Mini- DaisyLink		
• Oasis Mini, 15" Trough with 6 Power Receptacles and 2 Telecom Plate Knockouts DaisyLink	Silver Pearl/Aluminum Black/Black Aluminum Silver Pearl Black	OAM-A-4-1-S OAM-A-4-1-B OAM-A-PC-4-1-S OAM-A-PC-4-1-B
• Oasis Mini 15" Trough with 4 Power Receptacles and 3 Telecom Plate Knockouts DaisyLink	Silver Pearl/Aluminum Black/Black Aluminum Silver Pearl Black	OAM-B-4-1-S OAM-B-4-1-B OAM-B-PC-4-1-S OAM-B-PC-4-1-B
• Oasis Mini, 15" Trough with 6 Power Receptacles, 2 USB Charging Ports, and 1 Telecom Plate Knockout DaisyLink	Silver Pearl/Aluminum Black/Black Aluminum Silver Pearl Black	OAM-U-4-1-AL OAM-U-4-1-BA OAM-U-PC-4-1-S OAM-U-PC-4-1-B

Replace "1" in Part Number with "2" for Circuit 2 Options.
See Starter and Interconnecting Cable Options Below.

DaisyLink Starter & Interconnecting Cable Options		
• Female/Female Interconnecting Cable	12" -180" Cable	42-FF-Length*
• Female/Male Interconnecting Cable	12" -180" Cable	42FM-Length*
• Hardwire Starter Cable	12" -180" Cable	42SB2-Length*
• T-Connector used to branch into different directions	Black	Daisy-T
• DaisyLink Nylon Black Cable Covers - Add "B" to cabling part number	Black	Cable Covers "B"
Specify in increments of 1" Cable Lengths in Part Number. Cable Lengths Minimum of 12" - 180" Maximum.		

Accessories - For Oasis Mini & Mini UT Versions		
• Oasis-Mini Outer Pan - for concealing underside of 15" Oasis Mini trough	Silver Pearl Black	OASIS-MINI PANS OASIS-MINI PAN

Telecom Plates, Lids & Bezel sold separately.
"Build Your Own" Configurations Available - Call for Customization

DESCRIPTION	FINISH	PART NUMBER
-------------	--------	-------------

Oasis Mini UT (Undertable) - Corded

- | | | |
|--|-----------------------|------------------------------------|
| • Oasis Mini, 15" Undertable with 6 Power and 2 Telecom Plate Knockout with 2 108" Standard Plugs | Silver Pearl
Black | OASIS-MINI UT A
OASIS-MINUT ABL |
| • Oasis Mini, 15" Undertable with 4 Power 3 Telecom Plate Knockouts with 1 108" Standard Plug | Silver Pearl
Black | OASIS-MINI UT B
OASIS-MINUT BBL |
| • Oasis Mini, 15" Undertable with 6 Power 2 USB Charging Ports, and 1 Telecom Plate Knockouts with 2 108" Standard Plugs | Silver Pearl
Black | OAM-UT-U-S-108
OAM-UT-U-B-108 |

Oasis Mini UT (Undertable) - DaisyLink

- | | | |
|---|-----------------------|----------------------------------|
| • Oasis Mini, 15" Undertable with 6 Power and 2 Telecom Plate Knockout | Silver Pearl
Black | OAM-UT-A-4-1-S
OAM-UT-A-4-1-B |
| • Oasis Mini, 15" Undertable with 4 Power 3 Telecom Plate Knockouts | Silver Pearl
Black | OAM-UT-B-4-1-S
OAM-UT-B-4-1-B |
| • Oasis Mini, 15" Undertable with 6 Power 2 USB Charging Ports, and 1 Telecom Plate Knockouts | Silver Pearl
Black | OAM-UT-U-4-1-S
OAM-UT-U-4-1-B |

Replace "1" in Part Number with "2" for Circuit 2 Options.
See Starter and Interconnecting Cable Options Below.

DaisyLink Starter & Interconnecting Cable Options

- | | | |
|---|-----------------|------------------|
| • Female/Female Interconnecting Cable | 12" -180" Cable | 42-FF-Length* |
| • Female/Male Interconnecting Cable | 12" -180" Cable | 42FM-Length* |
| • Hardwire Starter Cable | 12" -180" Cable | 42SB2-Length* |
| • T-Connector used to branch into different directions | Black | Daisy-T |
| • DaisyLink Nylon Black Cable Covers - Add "B" to cabling part number | Black | Cable Covers "B" |

Specify in increments of 1" Cable Lengths in Part Number.
Cable Lengths Minimum of 12" - 180" Maximum.

Accessories - Mini UT Versions Only

- | | | |
|---|-----------------------------------|---------------------------------|
| • Lid Trim Pivot Kit - Lids for Mini UT version - Includes Set of 2 Lids in Frosted Glass (must use both LPA & LG2 Parts) | Brushed Aluminum
Frosted Glass | OASIS UT LPA
OASISMINI UTLG2 |
|---|-----------------------------------|---------------------------------|

Accessories - For Oasis Mini & Mini UT Versions

- | | | |
|--|-----------------------|-----------------------------------|
| • Oasis-Mini Outer Pan - for concealing underside of 15" Oasis Mini trough | Silver Pearl
Black | OASIS-MINI PANS
OASIS-MINI PAN |
|--|-----------------------|-----------------------------------|

