





STU  
DIO

BY DEKKO

v:mN5 Q " ( UadV " fimN1d  
h LQ fid5j14nmn  
3 fi Vfi "Zfi\*nNNanbBa:mNm


# ASHLEY 202 UNDER

- Corded -

## Under Worksurface Mounting Installation Instruction

This device complies with part 15A of the FCC Rules. Operation is subject to the following two conditions: (1) This device may not cause harmful interference, and (2) this device must accept any interference received, including interference that may cause undesired operation.

### Tools Required



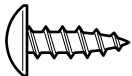
### \*NOTE\*

All Tech Adapters Need to be Mounted in the  
⬆ "UP" ⬆ Position. (Refer to the back of Parts)

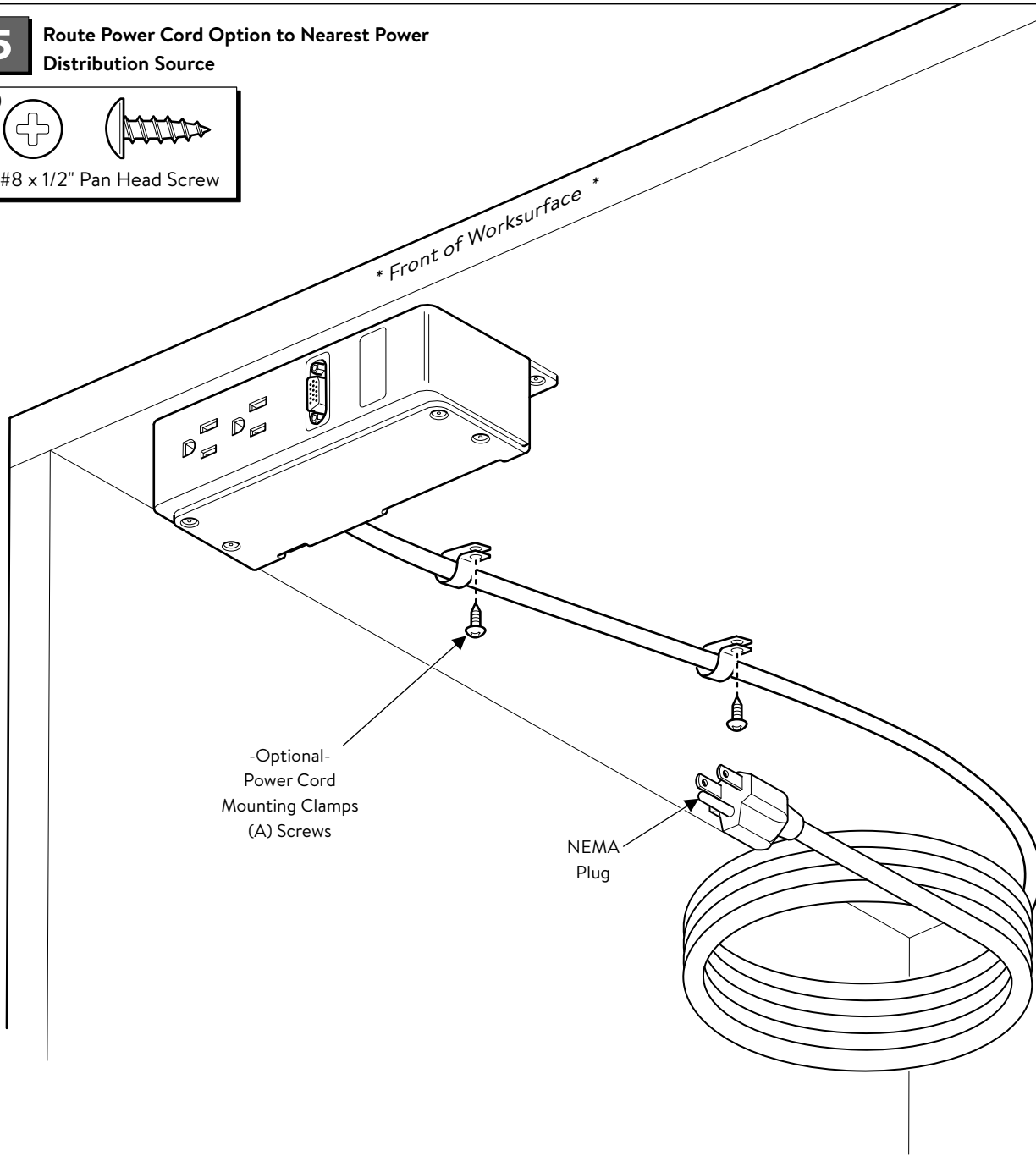
## 5

### Route Power Cord Option to Nearest Power Distribution Source

(A)



#8 x 1/2" Pan Head Screw





BY DEKKO

7310 Innovation Blvd., Suite 104,  
Fort Wayne, IN 46818  
Customer Service: 800.829.3101

# ASHLEY 202 UNDER

- Corded -

**Under Worksurface Mounting**  
Installation Instruction Template

This device complies with part 15A of the FCC Rules. Operation is subject to the following two conditions: (1) This device may not cause harmful interference, and (2) this device must accept any interference received, including interference that may cause undesired operation.

