

DATA PORT ADAPTER KIT



BY DEKKO

2505 Dekko Drive
Garrett, IN 46738
Customer Service: 800.357.5622

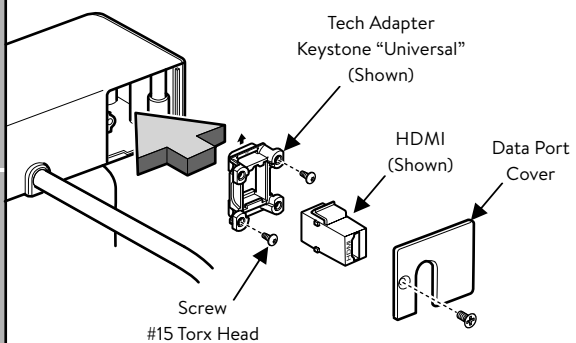
Installation Instruction

Tools Required



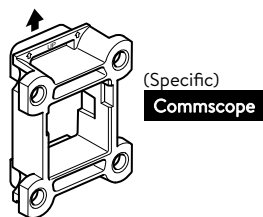
NOTE
All Tech Adapters Need to be Mounted in the
↑ "UP" ↑ Position. (Refer to the back of Parts)

2.1 Install Data Tech Adapter Option

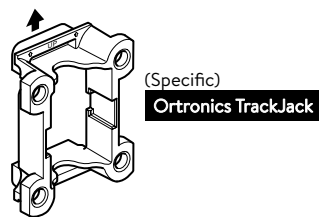


(Universal)

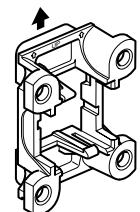
KEystone	
HDMI	Optical Cable Corp 5e
Tripp-Lite	Optical Cable Corp 6
Allen-Tel	Ortronics
AMP TE-Krone	Panduit NetKey
Belden KeyConnect	Hubbell Premise
Leviton Quick Port	Type F Coax
Leviton Quick Port Extreme	ETC. (ET. AL.)



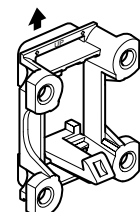
(Specific)
Commscope



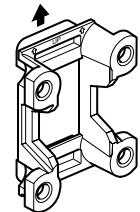
(Specific)
Ortronics TrackJack



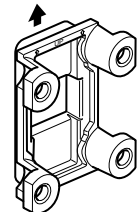
(Specific)
Belden EZ MDVO



(Specific)
Panduit Mini-COM

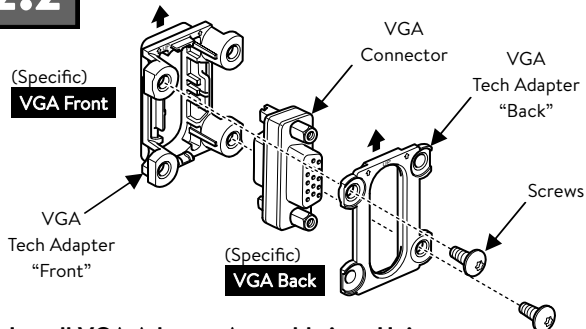


(Specific)
Simon

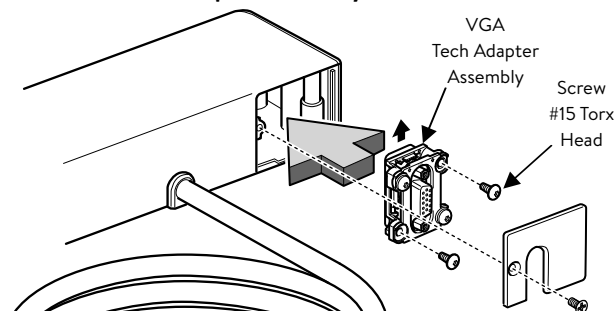


(Specific)
Cable Retainer

2.2 A Install VGA Connector to VGA Tech Adapters



B Install VGA Adapter Assembly into Unit



2.3 Install Blank Tech Adapter Option

