

**STU  
DIO**

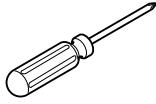
BY DEKKO 2505 Dekko Drive  
Garrett, IN 46738  
Customer Service: 800.357.5622

# ASHLEY DUO

- Corded -  
Above Worksurface Mounting  
Installation Instruction

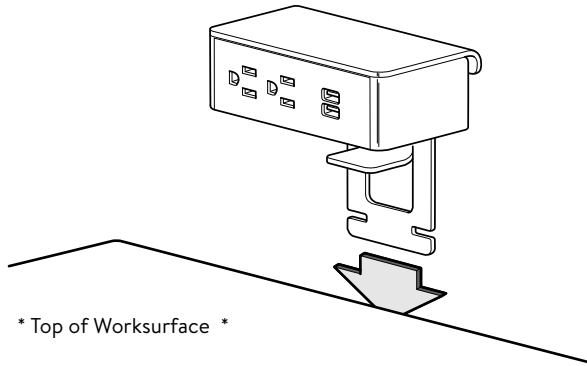
This device complies with part 15A of the FCC Rules. Operation is subject to the following two conditions: (1) This device may not cause harmful interference, and (2) this device must accept any interference received, including interference that may cause undesired operation.

## Tools Required



Screwdriver needed for optional power cord mounting clamps.

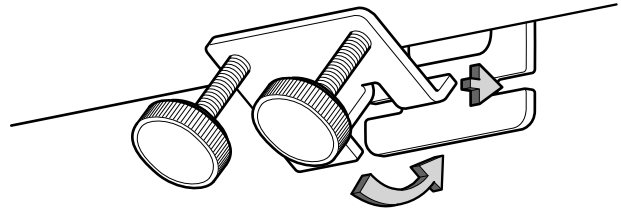
### 1 Slide Bracket Behind Worksurface



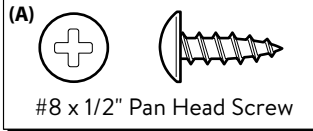
\* Top of Worksurface \*

### 2 Install Bottom Bracket Under the Worksurface

\* Underside of Worksurface \*



### 3 Secure Thumb Screws and Route Power Cord Option to Nearest Power Distribution Source



\* Underside of Worksurface \*

