

STU
DIO

BY DEKKO

2505 Dekko Drive
Garrett, IN 46738
Customer Service: 800.357.5622

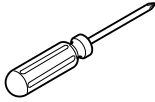
ASHLEY LINK 30

- Corded -

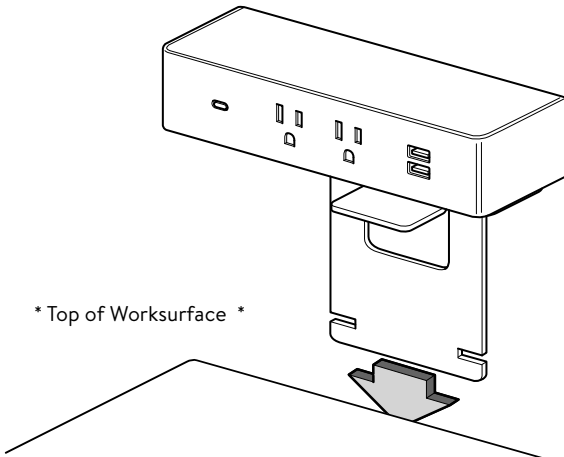
Above Worksurface Mounting Installation Instruction

This device complies with part 15A of the FCC Rules. Operation is subject to the following two conditions: (1) This device may not cause harmful interference, and (2) this device must accept any interference received, including interference that may cause undesired operation.

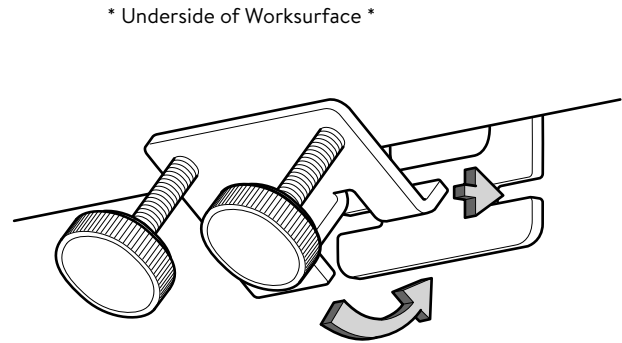
Tools Required



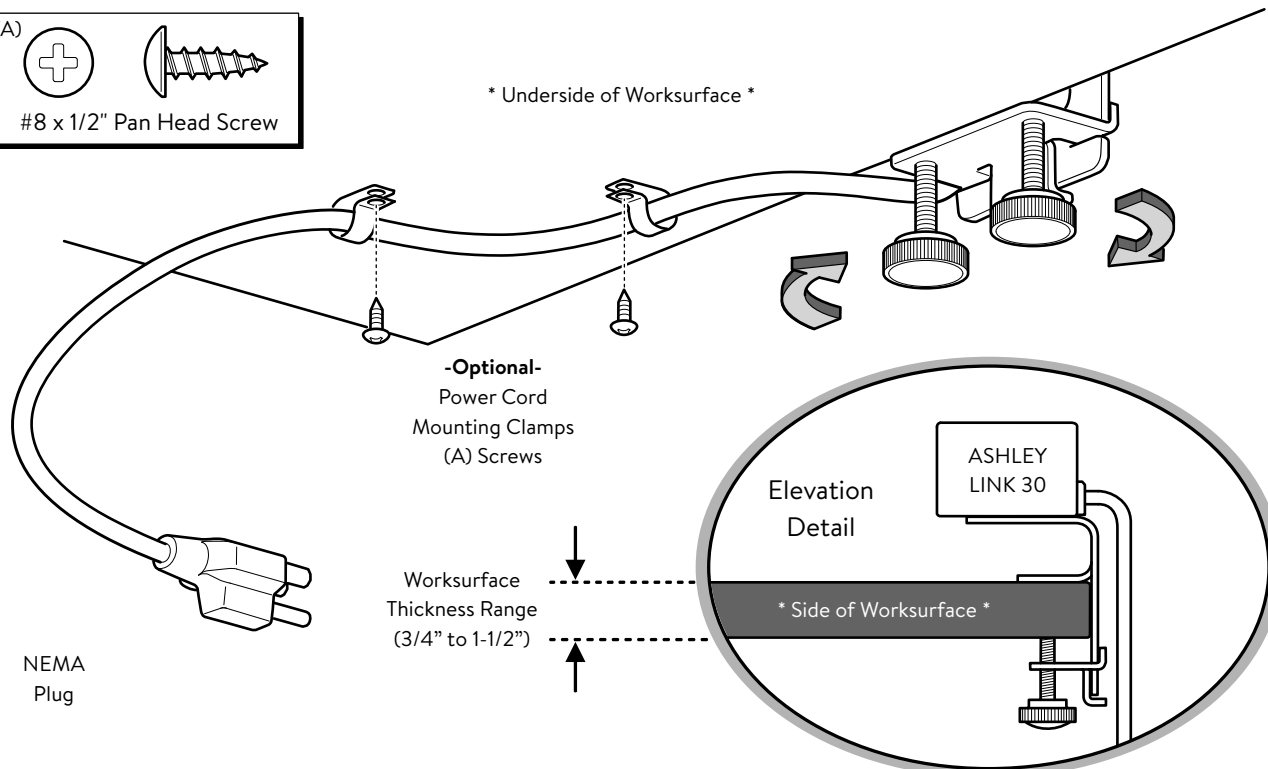
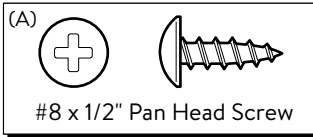
1 Slide Bracket Behind Worksurface



2 Install Bottom Bracket Under the Worksurface



3 Secure Thumb Screws and Route Power Cord Option to Nearest Power Distribution Source



E.C.N. No: GD18-000932

Part Number: G110305

Page Number: 1 of 1

Revision: A