



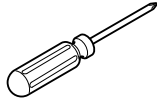
2505 Dekko Drive  
Garrett, IN 46738  
Customer Service: 800.357.5622

# ASHLEY LINK 60

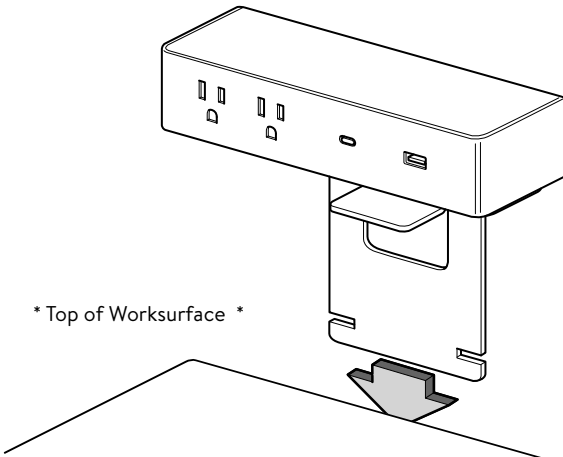
- Corded -  
Above Worksurface Mounting  
Installation Instruction

This device complies with part 15A of the FCC Rules. Operation is subject to the following two conditions: (1) This device may not cause harmful interference, and (2) this device must accept any interference received, including interference that may cause undesired operation.

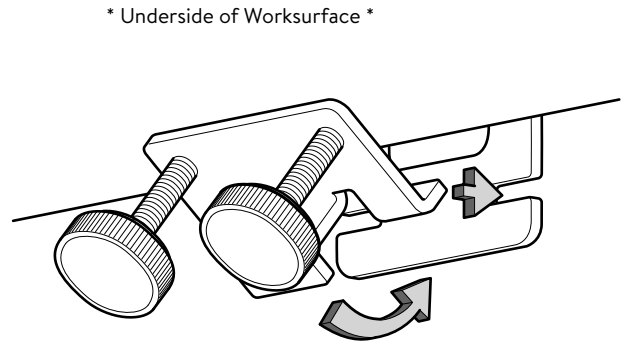
Tools Required \_\_\_\_\_



## 1 Slide Bracket Behind Worksurface



## 2 Install Bottom Bracket Under the Worksurface



## 3 Secure Thumb Screws and Route Power Cord Option to Nearest Power Distribution Source

