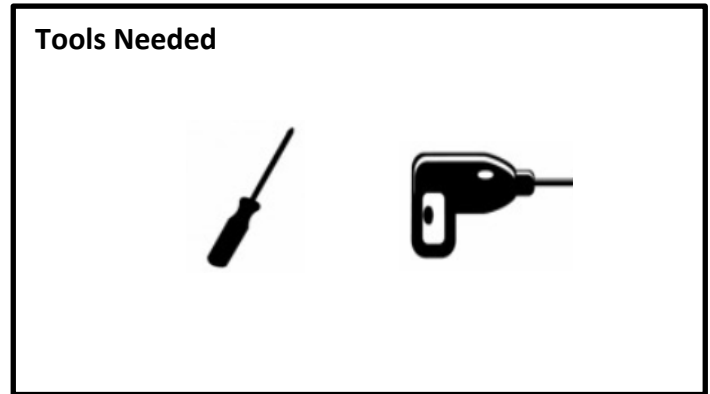
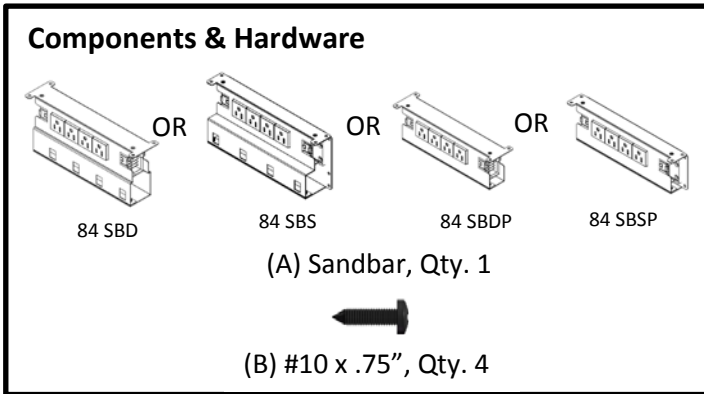


SANDBAR INSTALLATION



For use with: Electri-Pak mating components only. After installation, the ground path shall be verified in accordance with local code requirements. Cap all unused connector openings.

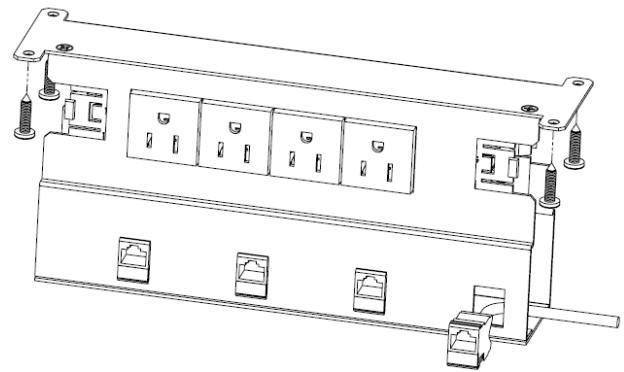
Surface Thickness: 1" or greater with supplied mounting hardware. *Take care not to pierce finished surfaces.

Note: Data jacks sold separately.

Mounting:

1. Determine the Sandbar's (A) mounting location and prepare the surface.
2. Attach to surface using screws provided (B)*.
3. Connect Electri-Pak cables.

Double Sided:



Data (for 84 SBD and 84 SBS):

1. Feed data cable from end of unit through the selected port.
2. Connect cable to jack and insert into opening. Repeat as needed.

Single Sided:

