





STU  
DIO

BY DEKKO

2505 Dekko Drive  
Garrett, IN 46738  
Customer Service: 800.357.5622

# ASHLEY TRIO

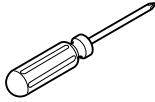
- Corded -

## Above Worksurface Mounting

### Installation Instruction

This device complies with part 15A of the FCC Rules. Operation is subject to the following two conditions: (1) This device may not cause harmful interference, and (2) this device must accept any interference received, including interference that may cause undesired operation.

#### Tools Required



Screwdriver needed for optional power cord mounting clamps.

**5**

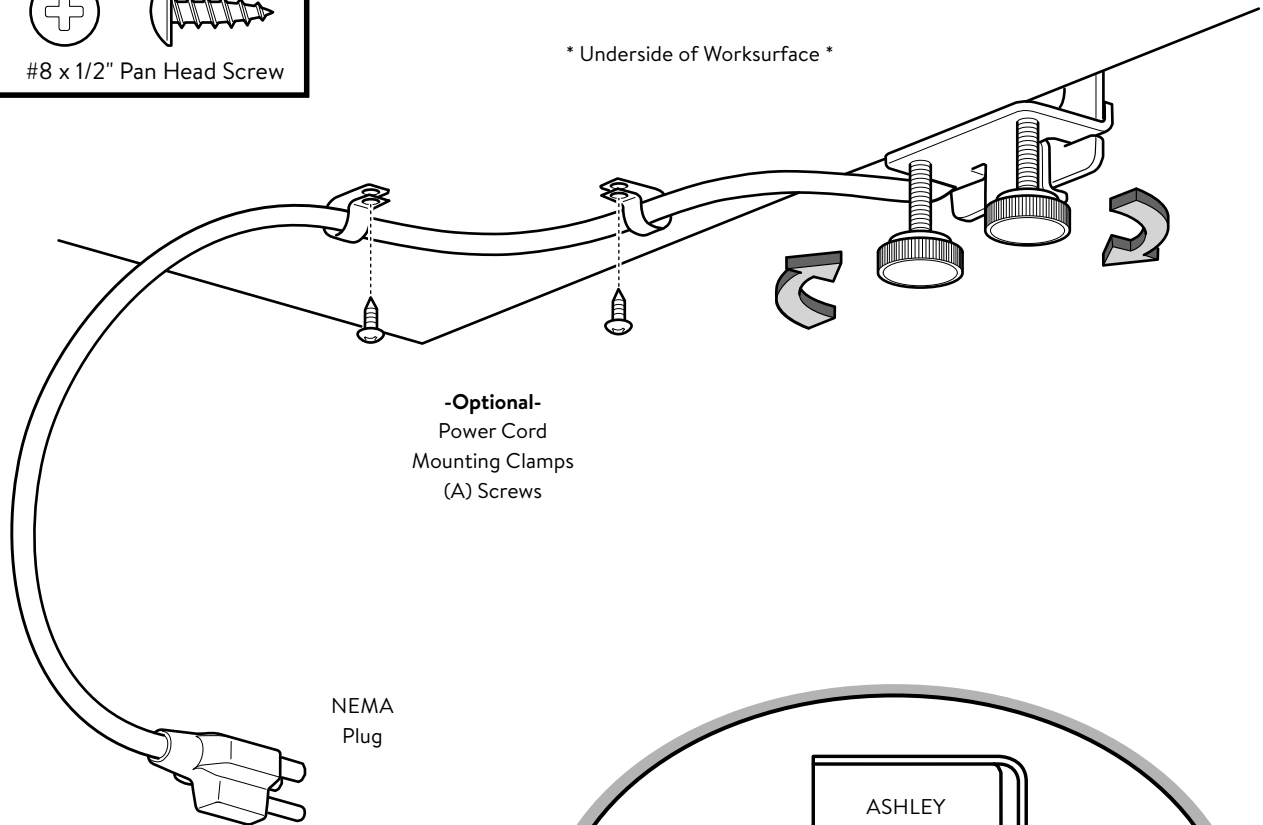
### Secure Thumb Screws and Route Power Cord Option to Nearest Power Distribution Source

(A)



#8 x 1/2" Pan Head Screw

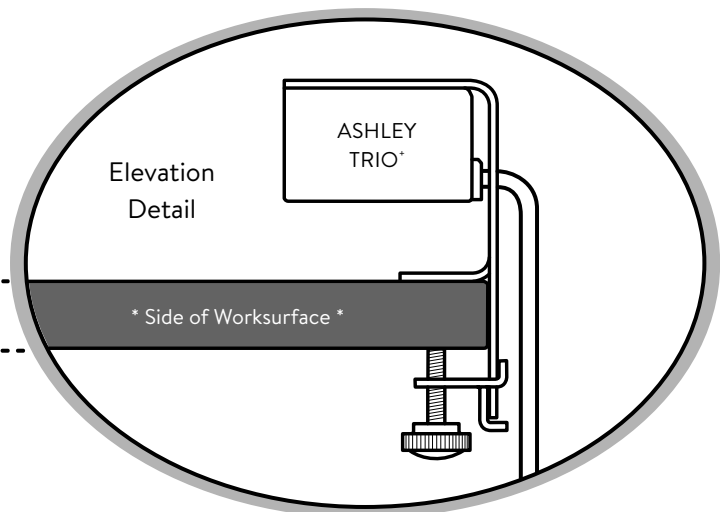
\* Underside of Worksurface \*



-Optional-  
Power Cord  
Mounting Clamps  
(A) Screws

NEMA  
Plug

Worksurface  
Thickness Range  
(3/4" to 1-1/2")



Elevation  
Detail

ASHLEY  
TRIO™

\* Side of Worksurface \*