DEKKO

L603ID
Indirect/Direct

DESCRIPTION

The L603 Indirect/Direct linear pendant fixture provides a truly unique and sophisticated look for any project requiring an easy to install, upscale lighting system. The L603ID Linear Pendant gives you the efficiency you've come to expect from LED's with a slim and sleek profile making it the perfect choice for high-end hotel lobbies, offices, universities, and retail spaces.

SPECIFICATIONS

Housing:	Extruded aluminum
Lengths:	2', 3', 4' and 8' fixtures for individual or continuous row mounting
Finish:	Durable, low gloss, textured powder coating
Approvals:	UL/cUL Listed
Lumen Output:	Indirect distribution: 350, 500, 750, 1000, 1250 Direct distribution: 350, 500, 750, 1000, 1250
Optics:	Snap in acrylic lens for soft, diffused direct lighting. Light sculpting film to produce batwing shaped indirect lighting
Dimming:	0-10V dimming to <1%
CRI:	82+
Mounting:	Single point cable mount or stem
Battery:	Optional 12 watt constant power emergency battery
Warranty:	5-Year limited warranty

PHOTOMETRICS

* Measurements based on 750 up/down Distribution 4' 4000k fixture

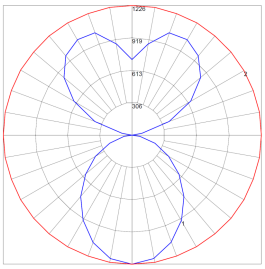



6000 lumens
119 lumens per Watt



DEKKO

FIXTURE OPTIONS

Ordering Example: L603ID-750-500-8-35-MVO-B-DAY-EC

FIXTURE SERIES
L603ID

INDIRECT DISTRIBUTION	
350	350 Lumens per foot
500	500 Lumens per foot
750	750 Lumens per foot
1000	1000 Lumens per foot
1250	1250 Lumens per foot

DIRECT DISTRIBUTION	
350	350 Lumens per foot
500	500 Lumens per foot
750	750 Lumens per foot
1000	1000 Lumens per foot
1250	1250 Lumens per foot

LENGTH	
2	2ft
3	3ft
4	4ft
8	8ft

COLOR TEMP	
30	3000K
35	3500K
40	4000K
50	5000K

VOLTAGE	
UE	120-277v
347	347v

FINISH	
W	White
S	Silver
B	Black
CC	Custom Color

CONTROLS	
BLANK	None
DAY	Daylight
OCC	Occupancy
DOC	Daylight/Occupancy

* Consult factory for optional controls

OPTIONS	
BLANK	None
EB	Emergency Battery
EC	Emergency Circuit

WATTS/FIXTURE (Based on 4' Unit)

Downlight \ Up Light	350 L/pf	500 L/pf	750 L/pf	1000 L/pf	1250 L/pf	System Watts
350 L/pf	24.70	28.10	36.08	41.20	51.60	
500 L/pf	27.20	33.20	40.30	45.99	56.22	
750 L/pf	39.90	41.91	50.50	55.24	65.68	
1000 L/pf	46.83	51.50	59.25	65.45	75.90	
1250 L/pf	57.75	62.43	70.25	76.38	86.90	

LUMENS/WATT (Based on 4' unit)

Downlight \ Up Light	350 L/pf	500 L/pf	750 L/pf	1000 L/pf	1250 L/pf	System Lms/Watt
350 L/pf	113.36	121.00	121.95	131.07	124.03	
500 L/pf	125.00	120.48	124.07	130.46	124.51	
750 L/pf	110.28	119.30	118.81	126.72	121.80	
1000 L/pf	115.31	116.50	118.14	122.23	118.58	
1250 L/pf	110.82	112.13	113.88	117.83	115.07	

MOUNTING SUPPORT LENGTHS & FIXTURE WEIGHTS

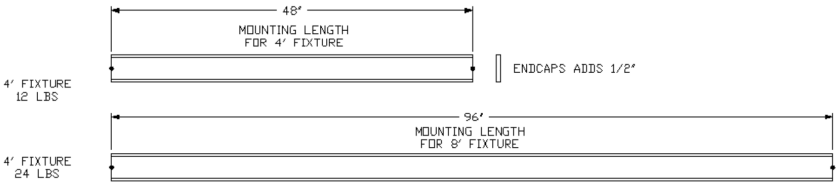

DIMENSIONS

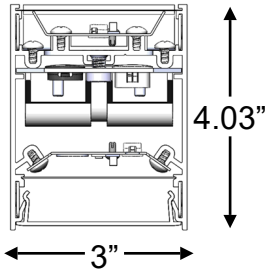

HARDWARE ORDERING EXAMPLE: SFD-C-15C-UE-FA-36

PREFIX	
SFD	Single circuit feed dimmable
EF	Emergency circuit feed
NP	Non-power feed
SIDP	Stem power feed
SIDNP	Stem non-power feed

FIXTURE ATTACHMENT	
C	Single point cable
S	Stem mount

CEILING TYPE	
HC	Hard ceiling
SC	Screw set clip
15C	15/16" tee clip
9C	9/16" tee clip

VOLTAGE	
UE	120-277
347	347

SUSPENSION	
FA	Fully Adjustable

SUSPENSION LENGTH	
18	18" adjustable cable
36	36" adjustable cable
72	72" adjustable cable
144	144" adjustable cable

** **KIT CONTENTS:** Support clips for T-bar,OR straps for J-box, with threaded stud for cable connection, one white canopy, aircraft cable, feed cord (except non-feed hangers), fixture attachment hardware

ENDCAPS

FIXTURE SERIES	WIDTH	DESCRIPTION
L603ID - EP - XXX	3"	Cable mount end plate kit
L603ID - SEP - XXX	3"	Stem mount end plate kit

*** One end cap kit required per fixture run**

MOUNTING TYPES