



ELECTROLITE™ SERIES



YOUR POWER, YOUR WAY.

CONFIGURABLE. RELOCATABLE. POWERFUL.

Introducing Electrolite™—first of its kind within the Office Furniture Industry to combine configurable power with 360° intentional design. Nearly every aspect of Electrolite™ was considered in its making. From front to back, its consistent form can be felt. This is an ideal element to consider, especially when specifying power for height-adjustable tables. Regardless of the angle, Electrolite™ refuses to sacrifice the overall design aesthetic of the space in which it is placed. Because of its intentional design, Electrolite™ also works to minimize hindrances users may have faced in the past with traditional power products and their clumsy cords.

On top of being an intentionally designed solution for flexible workspaces, Electrolite™ is one of our most configurable power products. Users can choose from the number and orientation of Tamper Resistant receptacles, the incorporation of a combination USB-A/60-watt USB-C Power Delivery charging port, mounting style, cord strain relief, and color.

In short—Electrolite™ can be made to conform to any space or need.





ADVANCED CHARGING TECHNOLOGY

Electrolite™ offers users the best in power by incorporating GaN technology, which allows the output performance to increase, even as the size of the power unit decreases. This type of technology reduces heat output, keeping all of your devices protected from overheating, and provides the option of a 60 watt USB-C Power Delivery port and a reversible USB-A port—so you'll never have a product you can't charge.

PRODUCT CONFIGURABILITY

In the past, power products lacked creativity and adaptability to their surroundings. But, that all changes with Electrolite™. ECA by Dekko saw a distinct need to create a configurable solution for today's dynamic workspaces. Choose the number of Tamper Resistant receptacles, the orientation of the receptacles, the incorporation of a reversible USB-A port and a 60 watt USB-C Power Delivery port, the layout of the receptacles and charging ports, the colors of the body and the face of the product, and even the posterior strain relief of the cord exiting the product.

HIGH-END SAFETY FEATURES

Tamper Resistant receptacles reduce the risk of electrical shock and is ideal for use in public spaces or in areas throughout the home. Electrolite™ is UL Listed for US and Canada.

FEATURES:







Mounting Capabilities


Clamp-On
Undermount
Freestanding

Applications

Ancillary Furniture
Work Surfaces

Standard Finishes

Silver	
Black (Textured & Smooth Finishes)	
White	
Bronze	
Latte	
Carbon	



PRODUCT SPECIFICATIONS:

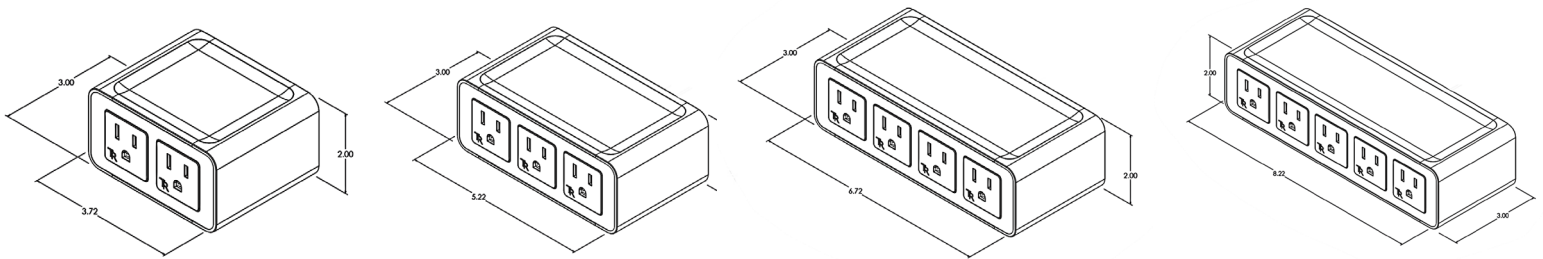
- (1-5) 15A, 120V Tamper Resistant AC Receptacles
 - Optional Rotated AC Receptacle Configurations Available
- Available
 - Optional USB/USB-C® Configurations Available
- USB/USB-C® Ports are Independently Controlled with 72 watts of Total Charging Power
 - (1) 2.4A Reversible USB-A Port
 - (1) 60-watt USB-C Power Delivery Port
- Clamp-On, Undermount, and Freestand Mounting Styles
- Clamp-On Mount Fits Table Thicknesses up to 2"
- Standard Cord Length 108"
- Straight and 90° Cord Strain Relief Options Available
- Advanced GaN Technology
- FCC Tested
- UL Listed for US and Canada

*Interested in a customized color? Contact us for details.

*When choosing your mounting bracket, the color of the bracket should match the color chosen for the painted body of the power product.

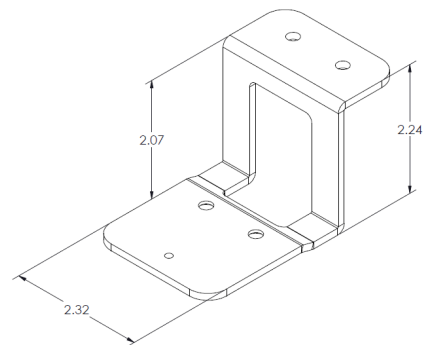
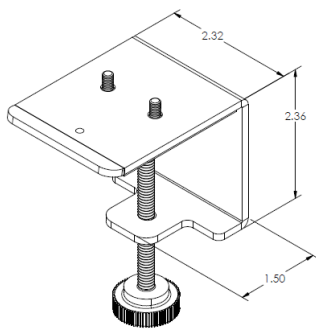
PRODUCT DIMENSIONS

- 2 Power or USB Only Product Dimensions: 3.72" x 3.00" x 2.00"
- 3 Power or 1 Power with USB Product Dimensions: 5.22" x 3.00" x 2.00"
- 4 Power or 2 Power with USB Product Dimensions: 6.72" x 3.00" x 2.00"
- 5 Power or 3 Power with USB Product Dimensions: 8.22" x 3.00" x 2.00"



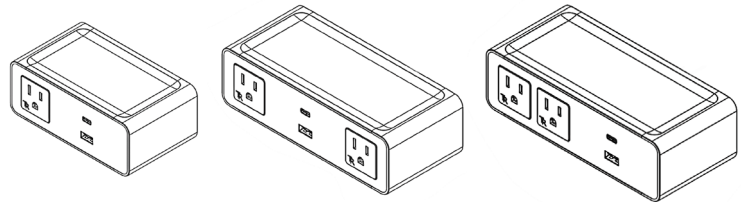
MOUNTING BRACKET DIMENSIONS

- Clamp-on: 2.32" x 1.50" x 2.36" (fits surface thicknesses 0.75" to 2")
- Undermount: 2.32" x 2.07" x 2.24" (fits surface thicknesses of at least 0.75")



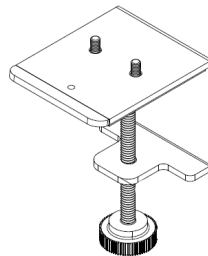
Choose Your Power Setup

- **Tamper Resistant AC Configurations:** Choose one, two, three, four, or five Tamper Resistant 15 amp AC Receptacles—and their orientation. Add in a combination USB-A/USB-C® port to create the model that works best for you



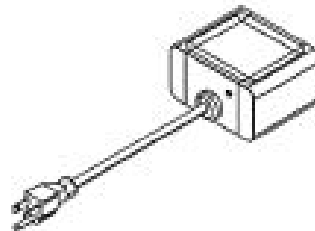
Choose Your Mounting Style

- **Clamp-on:** this mounting style allows you to install your power solution without having to drill or create product cutouts. Simply clamp to the edge of your work surface and plug into a power source
- **Undermount:** this mounting style discretely places your power unit below the work surface. Bracket installation requires screws to be drilled on the underside of your work surface (screws not included)
- **Freestanding:** this mounting style allows the user to relocate power wherever they need it most. No product installation, additional specification, or mounting bracket required!



Choose Your Strain Relief

- **Straight Strain Relief:** as the cord exits the back of the power unit, it does so in a straight-wise fashion, like most standard power products
- **90° Strain Relief:** as the cord exits the back of the power unit, it does so at a 90° angle, allowing for the cord management to be streamlined



Choose Your Color

- **New Refreshed Color Palette:** a modern color palette for a modern power solution. Our updated colors include our classic Black, Silver, and White, with the addition of Bronze, Latte, and Carbon. To continue delivering an ever-evolving product design experience, all Electrolite™ models are made available in a contemporary finish



- **Color Variations:** choose between a monochromatic scheme, a painted body, or a painted face color variation



Monochromatic

The body, faceplate, and receptacles are all painted and color matched to the chosen color swatch



Painted Body

The body is painted to the chosen color swatch while the faceplate and receptacles remain white

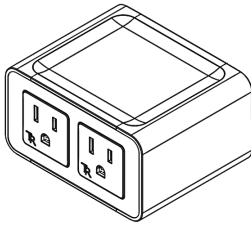


Painted Face

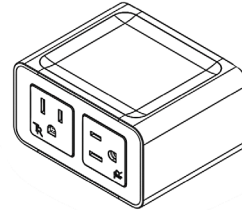
The faceplate and receptacles are painted to the chosen color swatch while the body remains white

MOUNTING OPTIONS: CLAMP-ON, UNDERMOUNT AND FREESTANDING.
NOT SHOWN IN DIAGRAMS. DIAGRAMS SHOW FREESTANDING PRODUCT NUMBERS ONLY.

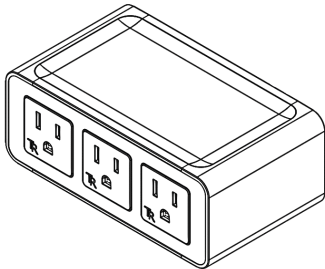
POWER ONLY



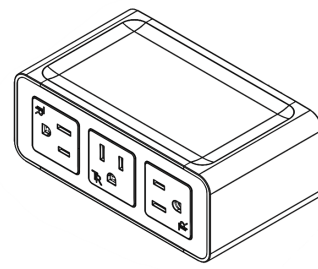
2 Power
E-2-XX-108Y



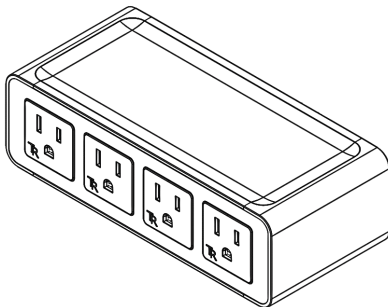
2 Power, Rotated
E-2R-XX-108Y



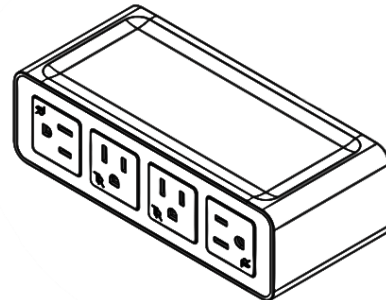
3 Power
E-3-XX-108Y



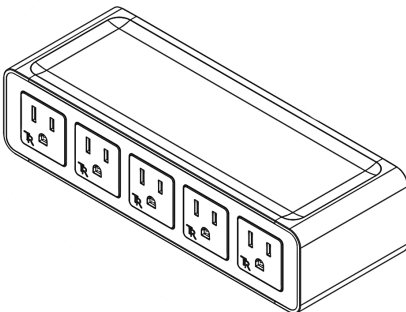
3 Power, Rotated
E-3R-XX-108Y



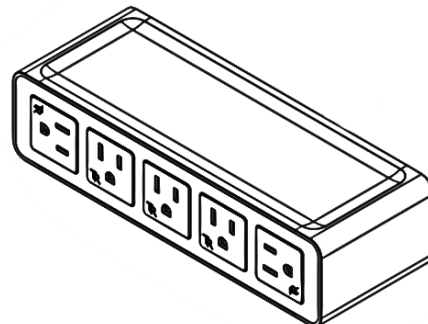
4 Power
E-4-XX-108Y



4 Power, Rotated
E-4R-XX-108Y



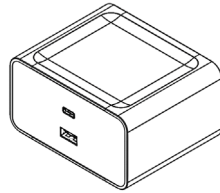
5 Power
E-5-XX-108Y



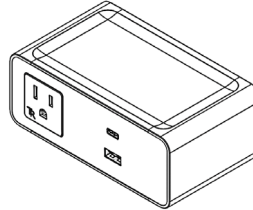
5 Power, Rotated
E-5R-XX-108Y

MOUNTING OPTIONS: CLAMP-ON, UNDERMOUNT AND FREESTANDING.
NOT SHOWN IN DIAGRAMS. DIAGRAMS SHOW FREESTANDING PRODUCT NUMBERS ONLY.

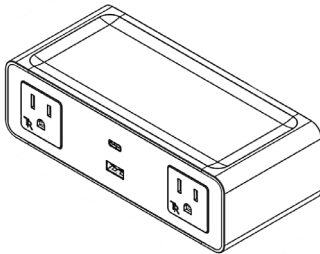
POWER & USB



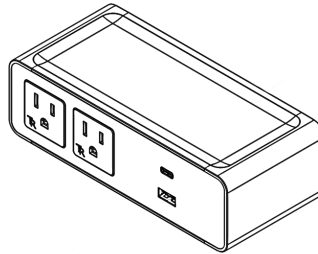
1 USB-A, 1 USB-C®
E-AC-XX-108Y



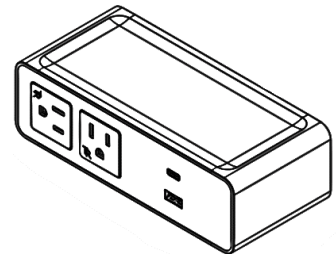
1 AC, 1 USB-A, 1 USB-C®
E-1AC-XX-108Y



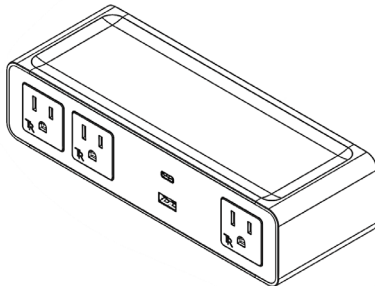
1 AC, 1 USB-A, 1 USB-C®, 1 AC
E-1AC1-XX-108Y



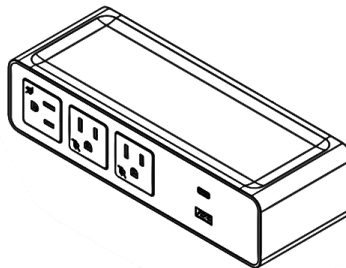
2 AC, 1 USB-A, 1 USB-C®
E-2AC-XX-108Y



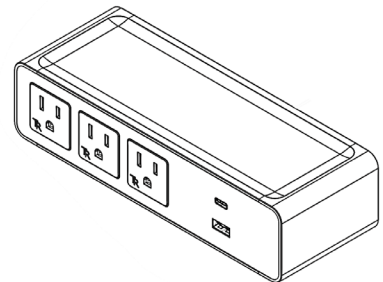
2 AC Rotated, 1 USB-A, 1 USB-C®
E-2ACR-XX-108Y



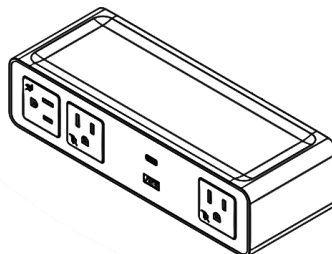
2 AC, 1 USB-A, 1 USB-C®, 1 AC
E-2AC1-XX-108Y



3 AC Rotated, 1 USB-A, 1 USB-C®
E-3ACR-XX-108Y



3 AC, 1 USB-A, 1 USB-C®
E-3AC-XX-108Y



2 AC Rotated, 1 USB-A, 1 USB-C®, 1 AC
E-2AC1R-XX-108Y

POWER ONLY

DESCRIPTION

PART NUMBER

TWO POWER

2 Tamper Resistant Receptacles

E-2-XX-108Y
EC-2-XX-108Y
EU-2-XX-108Y

2 Tamper Resistant Receptacles (1 Receptacle Rotated 90°)

E-2R-XX-108Y
EC-2R-XX-108Y
EU-2R-XX-108Y

THREE POWER

3 Tamper Resistant Receptacles

E-3-XX-108Y
EC-3-XX-108Y
EU-3-XX-108Y

3 Tamper Resistant Receptacles (2 Outer Receptacles Rotated 90°)

E-3R-XX-108Y
EC-3R-XX-108Y
EU-3R-XX-108Y

FOUR POWER

4 Tamper Resistant Receptacles

E-4-XX-108Y
EC-4-XX-108Y
EU-4-XX-108Y

4 Tamper Resistant Receptacles (2 Outer Receptacles Rotated 90°)

E-4R-XX-108Y
EC-4R-XX-108Y
EU-4R-XX-108Y

FIVE POWER

5 Tamper Resistant Receptacles

E-5-XX-108Y
EC-5-XX-108Y
EU-5-XX-108Y

5 Tamper Resistant Receptacles (2 Outer Receptacles Rotated 90°)

E-5R-XX-108Y
EC-5R-XX-108Y
EU-5R-XX-108Y

E = Mounting Option	XX = Color Option	Y = Strain Relief	Cord Length
<p>E = Freestanding (Standard)</p> <p>EC = Clamp-On</p> <p>EU = Undermount</p>	<p>First X = Body Color Second X = Face Color</p> <p>B = Black (Textured) - BB: Black Body, Black Face - BW: Black Body, White Face - WB: White Body, Black Face</p> <p>S = Silver - SS: Silver Body, Silver Face - SW: Silver Body, White Face - WS: White Body, Silver Face</p> <p>W = White - WW: White Body, White Face</p> <p>GB = Black (Smooth) - GBGB: Gloss Black Body, Gloss Black Face - GBW: Gloss Black Body, White Face - WGB: White Body, Gloss Black Face</p> <p>Z = Bronze - ZZ: Bronze Body, Bronze Face - ZW: Bronze Body, White Face - WZ: White Body, Bronze Face</p> <p>L = Latte - LL: Latte Body, Latte Face - LW: Latte Body, White Face - WL: White Body, Latte Face</p> <p>C = Carbon - CC: Carbon Body, Carbon Face - CW: Carbon Body, White Face - WC: White Body, Carbon Face</p>	<p>S = Straight Strain Relief</p> <p>R = 90° Strain Relief</p>	<p>108" = Standard Length</p>

POWER & USB

DESCRIPTION

PART NUMBER

USB ONLY

1 USB-A, 1 USB-C®

E-AC-XX-108Y
EC-AC-XX-108Y
EU-AC-XX-108Y

ONE POWER WITH USB

1 Tamper Resistant Receptacle, 1 USB-A, 1 USB-C®

E-1AC-XX-108Y
EC-1AC-XX-108Y
EU-1AC-XX-108Y

TWO POWER WITH USB

2 Tamper Resistant Receptacles (1 on each end), 1 USB-A, 1 USB-C® (Centered)

E-1AC1-XX-108Y
EC-1AC1-XX-108Y
EU-1AC1-XX-108Y

2 Tamper Resistant Receptacles, 1 USB-A, 1 USB-C®

E-2AC-XX-108Y
EC-2AC-XX-108Y
EU-2AC-XX-108Y

2 Tamper Resistant Receptacles, (1 Farthest Left Rotated 90°), 1 USB-A, 1 USB-C®

E-2ACR-XX-108Y
EC-2ACR-XX-108Y
EU-2ACR-XX-108Y

THREE POWER WITH USB

3 Tamper Resistant Receptacles (2 on Left Side, 1 on Right Side), 1 USB-A, 1 USB-C® (Centered)

E-2AC1-XX-108Y
EC-2AC1-XX-108Y
EU-2AC-XX-108Y

3 Tamper Resistant Receptacles (2 on Left Side, 1 on Right Side. Receptacle Farthest Left Rotated 90°) 1 USB-A, 1 USB-C® (Centered)

E-2AC1R-XX-108Y
EC-2AC1R-XX-108Y
EU-2AC1R-XX-108Y

3 Tamper Resistant Receptacles, 1 USB-A, 1 USB-C®

E-3AC-XX-108Y
EC-3AC-XX-108Y
EU-3AC-XX-108Y

3 Tamper Resistant Receptacles (1 Farthest Left Rotated 90°) 1 USB-A, 1 USB-C®

E-3ACR-XX-108Y
EC-3ACR-XX-108Y
EU-3ACR-XX-108Y

E = Mounting Option	XX = Color Option	Y = Strain Relief	Cord Length
<p>E = Freestanding (Standard)</p> <p>EC = Clamp-On</p> <p>EU = Undermount</p>	<p>First X = Body Color Second X = Face Color</p> <p>B = Black (Textured) - BB: Black Body, Black Face - BW: Black Body, White Face - WB: White Body, Black Face</p> <p>S = Silver - SS: Silver Body, Silver Face - SW: Silver Body, White Face - WS: White Body, Silver Face</p> <p>W = White - WW: White Body, White Face</p> <p>GB = Black (Smooth) - GBGB: Gloss Black Body, Gloss Black Face - GBW: Gloss Black Body, White Face - WGB: White Body, Gloss Black Face</p> <p>Z = Bronze - ZZ: Bronze Body, Bronze Face - ZW: Bronze Body, White Face - WZ: White Body, Bronze Face</p> <p>L = Latte - LL: Latte Body, Latte Face - LW: Latte Body, White Face - WL: White Body, Latte Face</p> <p>C = Carbon - CC: Carbon Body, Carbon Face - CW: Carbon Body, White Face - WC: White Body, Carbon Face</p>	<p>S = Straight Strain Relief</p> <p>R = 90° Strain Relief</p>	<p>108" = Standard Length</p>

*When choosing your mounting bracket, the color of the bracket should match the color chosen for the painted body of the power product.
*Freestanding mounting style does not require product installation, mounting bracket, or additional specification.