

YOUR INNOVATIVE  
ELECTRICAL SOLUTION.

## Ashley 210™ Series




STU  
DIO

BY DEKKO

# Bring Power To Life

## DISTINCT STYLE, OUT OF THE WAY

The Ashley 210™ Series expands the Ashley Duo™ line by creating a fresh, modern look with a smooth finish. With the top metal bracket removed, the full beauty of the design comes to life, allowing you to incorporate the Ashley 210 into your space as a dramatic focal point. The 210 meets power demands while providing beautiful integration into your space.



**ASHLEY 210™ SERIES PROVIDES:****Power Perfection**

The Ashley 210 is available in clamp-on and under mount options. The metal bracket is available in White, Gray, Black, Bronze, Carbon and Latte. The face also comes in colors that can perfectly accent the design and layout of your space including: White, Gray and Black.

The Ashley 210™ is offered in a Clamp-on or Under mounting option and is UL 962A and UL 111 listed.



**FEATURES:****Applications**

Clamp-on  
Under-mount

**Standard Metal Trim Finishes**

Silver	
Black	
White	
Bronze	
Carbon	
Latte	

**Standard Plastic Colors**

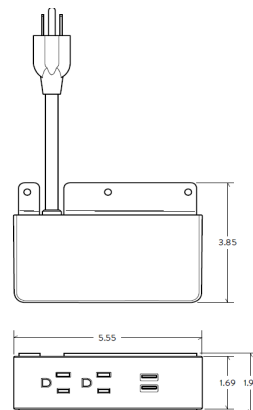
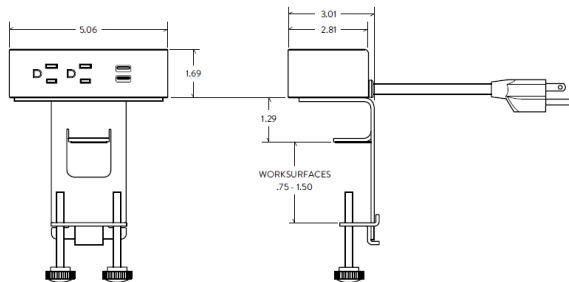
White	
Grey	
Black	

**Specifications**

- 2- 15A, 120V AC Power Outlets
- 1- 2.4A Reversible USB-A Charging Port & 1- 60-Watt USB-C Power Delivery Port with GaN technology or 2- 2.1A/10.5W USB-A Charging Ports
- 6' or 10' Cord or Hardwire Option
- UL 962A & UL 111 Listed
- UL 1310 Recognized
- Meets UL Spill Requirements
- Class 2, FCC Part 15 A Approved
- Meets USB.org Battery Charging 1.2 Specifications

**Dimensions**

- Ashley 210™ Clamp-on Standard Dimensions: 5.06" x 3.01" x 1.69"
- Ashley 210 Under Standard Dimensions: 5.55" x 3.85" x 1.91"



DESCRIPTION	LENGTHS	FINISH	MODEL
	CORDED & HARDWIRE	PLASTIC FACE/METAL TRIM	
<b>ASHLEY 210 - CLAMP MOUNT</b>			
<ul style="list-style-type: none"> <li>2 AC 15 Amp Power Outlets, 2 USB-A 2.1 Amp Charging Ports (Clamp and screws included)</li> </ul>	6' Corded	Black/Black	305094.01.04.06
		Gray/Silver	305094.01.01.06
		White/Silver	305094.01.57.06
		White/White	305094.01.VW.06
	10' Corded	Black/Black	305094.01.04.10
		Gray/Silver	305094.01.01.10
		White/Silver	305094.01.57.10
		White/White	305094.01.VW.10
	6' Hardwire	Black/Black	200062.01.04.06
		Gray/Silver	200062.01.01.06
		White/Silver	200062.01.57.06
		White/White	200062.01.VW.06
10' Hardwire	Black/Black	200062.01.04.10	
	Gray/Silver	200062.01.01.10	
	White/Silver	200062.01.57.10	
	White/White	200062.01.VW.10	
<ul style="list-style-type: none"> <li>2 AC 15 Amp Power Outlets, 1 USB-A 2.4 Amp Charging Port &amp; 1 60-Watt USB-C Power Delivery Charging Port (Clamp and screws included)</li> </ul>	6' Corded	Black/Black	305210.01.04.06
		Gray/Silver	305210.01.01.06
		White/Silver	305210.01.57.06
		White/White	305210.01.VW.06
	10' Corded	Black/Black	305210.01.04.10
		Gray/Silver	305210.01.01.10
		White/Silver	305210.01.57.10
		White/White	305210.01.VW.10
	6' Hardwire	Black/Black	200138.01.04.06
		Gray/Silver	200138.01.01.06
		White/Silver	200138.01.57.06
		White/White	200138.01.VW.06
10' Hardwire	Black/Black	200138.01.04.10	
	Gray/Silver	200138.01.01.10	
	White/Silver	200138.01.57.10	
	White/White	200138.01.VW.10	

DESCRIPTION	LENGTHS		FINISH		MODEL
	CORDED & HARDWIRE		PLASTIC FACE/METAL TRIM		
<b>ASHLEY 210 - UNDER</b>					
<ul style="list-style-type: none"> <li>2 AC 15 Amp Power Outlets, 2 USB 2.1 Amp Charging Ports</li> </ul>	6' Corded		Black/Black	305097.01.04.06	
			Gray/Silver	305097.01.01.06	
			White/Silver	305097.01.57.06	
			White/White	305097.01.VW.06	
	10' Corded		Black/Black	305097.01.04.10	
			Gray/Silver	305097.01.01.10	
			White/Silver	305097.01.57.10	
			White/White	305097.01.VW.10	
	6' Hardwire		Black/Black	200065.01.04.06	
			Gray/Silver	200065.01.01.06	
			White/Silver	200065.01.57.06	
			White/White	200065.01.VW.06	
	10' Hardwire		Black/Black	200065.01.04.10	
			Gray/Silver	200065.01.01.10	
			White/Silver	200065.01.57.10	
			White/White	200065.01.VW.10	
<ul style="list-style-type: none"> <li>2 AC 15 Amp Power Outlets, 1 USB-A 2.4 Amp Charging Port &amp; 1 60-Watt USB-C Power Delivery Charging Port</li> </ul>	6' Corded		Black/Black	305224.01.04.06	
			Gray/Silver	305224.01.01.06	
			White/Silver	305224.01.57.06	
			White/White	305224.01.VW.06	
	10' Corded		Black/Black	305224.01.04.10	
			Gray/Silver	305224.01.01.10	
			White/Silver	305224.01.57.10	
			White/White	305224.01.VW.10	
	6' Hardwire		Black/Black	200150.01.04.06	
			Gray/Silver	200150.01.01.06	
			White/Silver	200150.01.57.06	
			White/White	200150.01.VW.06	
	10' Hardwire		Black/Black	200150.01.04.10	
			Gray/Silver	200150.01.01.10	
			White/Silver	200150.01.57.10	
			White/White	200150.01.VW.10	


Please note: There is a cord length upcharge for models specified with 10' cord/hardwire lengths. See following page for instructions on how to specify units with specialty color finishes.

# SPECIFICATION INSTRUCTIONS

## TO ORDER PLEASE SPECIFY THE FOLLOWING

Step 1:	Step 2:	Step 3:
Base Model # (Part Number)	Finish Options	NEMA Plug or Hardwire Lengths

**EXAMPLE**



**305050.01.57.06**

Base Model: Ashley Duo  
 Finish Option: White/Silver  
 Cord Length: 6'

Code	Plastic Face/Metal Trim	Cord Color	Code	Cord Length
.04	Black/Black	Black	.06	6' or 72"
.02	Black/Silver	Black	.10	10' or 120"
.08	Gray/Black	Black		
.01	Gray/Silver	Black		
.05	Gray/White	Black		
.03	White/Black	White		
.57	White/Silver	White		
.VW	White/White	White		
.60	White/Bronze	White		
.64	White/Carbon	White		
.65	White/Latte	White		
.66	Black/Bronze	Black		
.67	Gray/Carbon	Black		
.68	Black/Latte	Black		
.69	Black/Carbon	Black		

Contact Salesperson For  
 Additional Cord Options

