



# ELECTROLITE™ INLINE SERIES



## YOUR POWER, YOUR WAY.

CONFIGURABLE. RELOCATABLE. POWERFUL.

Introducing Electrolite™ Inline — A natural extension of the Electrolite™ Series, providing configurable power with a 360° intentional design. The Inline Series is designed to work with height adjustable tables supplying up to eight power outlets at a time - all with a single cord to the wall.

This streamlined offering provides 4 or 6 AC outlets mounted under the work surface, paired with various Electrolite™ units. The Electrolite™ Inline is perfect for powering monitors or providing power at desk height on mobile tables. Inline supplies power to devices, tables, computers, and phones seamlessly and eliminates cord clutter.



**FEATURES:****Applications - Inline**


Under-mount

**Standard Metal Trim & Bracket Finishes**

Black

**Standard Plastic Colors**

Black




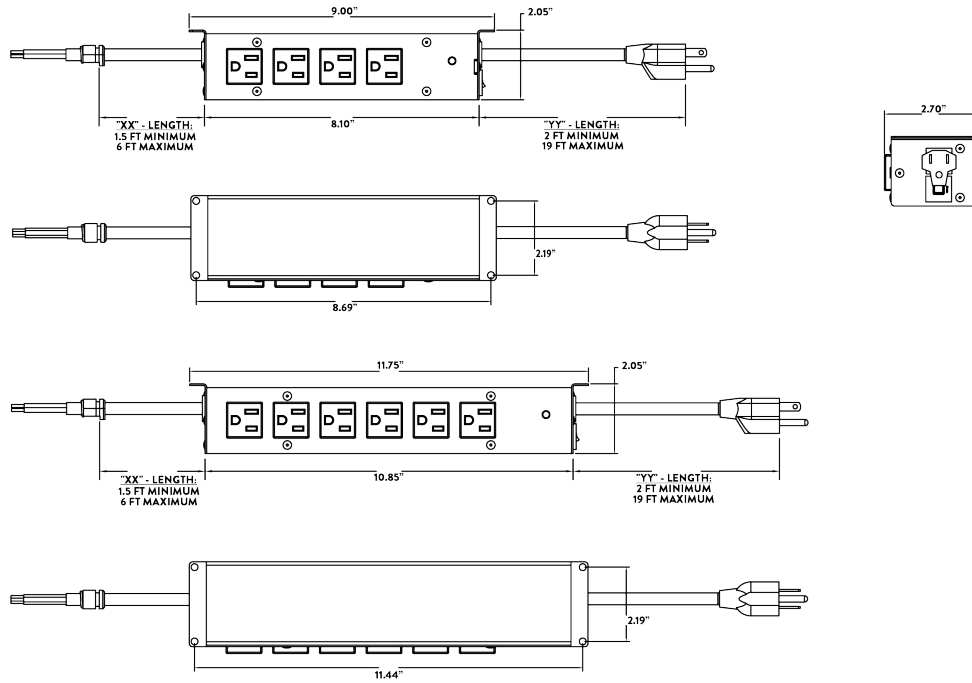
---

**PRODUCT SPECIFICATIONS:**

- (4 or 6) 15A, 120V AC Outlets
  - 15 Amp Circuit Breaker
  - 2 Cord Lengths Per Unit: 2' - 3' - From Electrolite Unit to Inline Box and 6' - 10' from Inline box to Power Source
  - Compatible with Electrolite Product Offering (See Individual Product Sell Sheets for Specifications)
  - No Table Cutout Required
  - UL Listed for US and Canada
-

## PRODUCT DIMENSIONS

- Electrolite™ InLine 4 Power Box Dimensions: 9.00" x 2.70" x 2.05"
- Electrolite™ InLine 6 Power Box Dimensions: 11.75" x 2.70" x 2.05"
- "X" (See Figure Below) is Specified Distance from Electrolite Unit to InLine Box = 2' or 3'
- "Y" (See Figure Below) is Specified Distance from InLine Box to Power Source = 6' or 10'



## ELECROLITE INLINE - 4 POWER DESCRIPTION

## CORD LENGTHS

## PART NUMBER

### USB ONLY

Clamp mount unit with 1 USB A & 1 USB C and InLine under-mounted unit with 4 convenience outlets. Various cord lengths available. (Clamp and screws included)

2' - 6' Corded	ECAC-XX-401Y
3' - 6' Corded	ECAC-XX-402Y
2' - 10' Corded	ECAC-XX-405Y
3' - 10' Corded	ECAC-XX-406Y

### TWO POWER

Clamp mount unit with 2 Tamper Resistant Receptacles and Inline under-mounted unit with 4 convenience outlets. Various cord lengths available. (Clamp and screws included)

2' - 6' Corded	EC2-XX-401Y
3' - 6' Corded	EC2-XX-402Y
2' - 10' Corded	EC2-XX-405Y
3' - 10' Corded	EC2-XX-406Y

Clamp mount unit with 2 Tamper Resistant Receptacles, 1 USB A & 1 USB C and Inline under-mounted unit with 4 convenience outlets. Various cord lengths available. (Clamp and screws included)

2' - 6' Corded	EC2AC-XX-401Y
3' - 6' Corded	EC2AC-XX-402Y
2' - 10' Corded	EC2AC-XX-405Y
3' - 10' Corded	EC2AC-XX-406Y

Clamp mount unit with 2 Tamper Resistant Receptacles, 1 USB A & 1 USB C, 1 Tamper Resistant Receptacle and Inline under-mounted unit with 4 convenience outlets. Various cord lengths available. (Clamp and screws included)

2' - 6' Corded	EC2AC1-XX-401Y
3' - 6' Corded	EC2AC1-XX-402Y
2' - 10' Corded	EC2AC1-XX-405Y
3' - 10' Corded	EC2AC1-XX-406Y

Clamp mount unit with 2 Tamper Resistant Receptacles (1 Receptacle Rotated 90°), 1 USB A & 1 USB C and Inline under-mounted unit with 4 convenience outlets. Various cord lengths available. (Clamp and screws included)

2' - 6' Corded	EC2ACR-XX-401Y
3' - 6' Corded	EC2ACR-XX-402Y
2' - 10' Corded	EC2ACR-XX-405Y
3' - 10' Corded	EC2ACR-XX-406Y

### THREE POWER

Clamp mount unit with 3 Tamper Resistant Receptacles and Inline under-mounted unit with 4 convenience outlets. Various cord lengths available. (Clamp and screws included)

2' - 6' Corded	EC3-XX-401Y
3' - 6' Corded	EC3-XX-402Y
2' - 10' Corded	EC3-XX-405Y
3' - 10' Corded	EC3-XX-406Y

### FOUR POWER USB

Clamp mount unit with 1 USB A & 1 USB C and Inline under-mounted unit with 4 convenience outlets. Various cord lengths available. (Clamp and screws included)

2' - 6' Corded	ECAC-XX-401Y
3' - 6' Corded	ECAC-XX-402Y
2' - 10' Corded	ECAC-XX-405Y
3' - 10' Corded	ECAC-XX-406Y

**POWER AND USB ONLY****ELECROLITE INLINE - 6 POWER  
DESCRIPTION****CORD  
LENGTHS****PART  
NUMBER****USB ONLY**

Clamp mount unit with 1 USB A & 1 USB C and InLine under-mounted unit with 6 convenience outlets. Various cord lengths available. (Clamp and screws included)

2' - 6' Corded  
3' - 6' Corded  
2' - 10' Corded  
3' - 10' Corded

ECAC-XX-601Y  
ECAC-XX-602Y  
ECAC-XX-605Y  
ECAC-XX-606Y

**ONE POWER**

Clamp mount unit with 1 Tamper Resistant Receptacle, 1 USB A & 1 USB C and InLine under-mounted unit with 6 convenience outlets. Various cord lengths available. (Clamp and screws included)

2' - 6' Corded  
3' - 6' Corded  
2' - 10' Corded  
3' - 10' Corded

EC1AC-XX-601Y  
EC1AC-XX-602Y  
EC1AC-XX-605Y  
EC1AC-XX-606Y

Clamp mount unit with 1 Tamper Resistant Receptacle, 1 USB A & 1 USB C and Inline under-mounted unit with 6 convenience outlets. Various cord lengths available. (Clamp and screws included)

2' - 6' Corded  
3' - 6' Corded  
2' - 10' Corded  
3' - 10' Corded

EC2ACR-XX-601Y  
EC2ACR-XX-602Y  
EC2ACR-XX-605Y  
EC2ACR-XX-606Y

Clamp mount unit with 1 Tamper Resistant Receptacle, 1 USB A & 1 USB C, 1 Tamper Resistant Receptacle and InLine under-mounted unit with 6 convenience outlets. Various cord lengths available. (Clamp and screws included)

2' - 6' Corded  
3' - 6' Corded  
2' - 10' Corded  
3' - 10' Corded

EC1AC1-XX-601Y  
EC1AC1-XX-602Y  
EC1AC1-XX-605Y  
EC1AC1-XX-606Y

**TWO POWER**

Clamp mount unit with 2 Tamper Resistant Receptacles and InLine under-mounted unit with 6 convenience outlets. Various cord lengths available. (Clamp and screws included)

2' - 6' Corded  
3' - 6' Corded  
2' - 10' Corded  
3' - 10' Corded

EC2-XX-601Y  
EC2-XX-602Y  
EC2-XX-605Y  
EC2-XX-606Y

Clamp mount unit with 2 Tamper Resistant Receptacles, 1 USB A & 1 USB C and Inline under-mounted unit with 6 convenience outlets. Various cord lengths available. (Clamp and screws included)

2' - 6' Corded  
3' - 6' Corded  
2' - 10' Corded  
3' - 10' Corded

EC2AC-XX-601Y  
EC2AC-XX-602Y  
EC2AC-XX-605Y  
EC2AC-XX-606Y

E = Mounting Option	XX = Color Option	Inline Power	Cord Length	Y=Strain Relief
EC = Clamp-On	<p><b>First X = Body Color</b></p> <p><b>B = Black (Textured)</b></p> <ul style="list-style-type: none"> <li>- BB: Black Body, Black Face</li> <li>- BW: Black Body, White Face</li> <li>- WB: White Body, Black Face</li> </ul> <p><b>- S = Silver</b></p> <ul style="list-style-type: none"> <li>- SS: Silver Body, Silver Face</li> <li>- SW = Silver Body, White Face</li> <li>- WS = White Body, Silver Face</li> </ul> <p><b>- W = White</b></p> <ul style="list-style-type: none"> <li>- WW: White Body, White Face</li> </ul> <p><b>- GB = Black (Smooth)</b></p> <ul style="list-style-type: none"> <li>- GBGB: Gloss Black Body, Gloss Black Face</li> <li>- GBW: Gloss Black Body, White Face</li> <li>- WGB: White Body, Gloss Black Face</li> </ul> <p><b>Second X = Face Color</b></p> <p><b>Z = Bronze</b></p> <ul style="list-style-type: none"> <li>- ZZ: Bronze Body, Bronze Face</li> <li>- ZW: Bronze Body, White Face</li> <li>- WZ: White Body, Bronze Face</li> </ul> <p><b>- L = Latte</b></p> <ul style="list-style-type: none"> <li>- LL: Latte Body, Latte Face</li> <li>- LW = Latte Body, White Face</li> <li>- WL = White Body, Latte Face</li> </ul> <p><b>- C = Carbon</b></p> <ul style="list-style-type: none"> <li>- CC: Carbon Body, Carbon Face</li> <li>- CW: Carbon Body, White Face</li> <li>- WC: White Body, Carbon Face</li> </ul>	<p>4: 4 Outlets</p> <p>6: 6 Outlets</p> <p><small>*Note: The MAX receptacle count is 8 total (inline and surface power module combined).</small></p>	<p>01: 2' - 6' Corded</p> <p>02: 3' - 6' Corded</p> <p>05: 2' - 10' Corded</p> <p>06: 3' - 10' Corded</p>	<p>S = Straight Strain Relief</p> <p>R = 90° Strain Relief</p>