

DEKKO

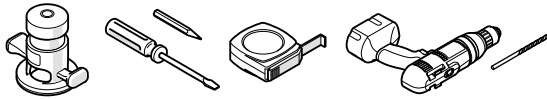
7310 Innovation Blvd. Suite 104
Fort Wayne, IN 46818
Customer Service: 800.357.5622

INTERACT IV G2 UT

Corded
Installation Instruction

This device complies with part 15A of the FCC Rules. Operation is subject to the following two conditions: (1) This device may not cause harmful interference, and (2) this device must accept any interference received, including interference that may cause undesired operation.

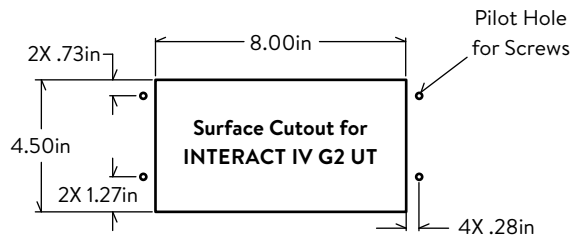
Tools Required _____



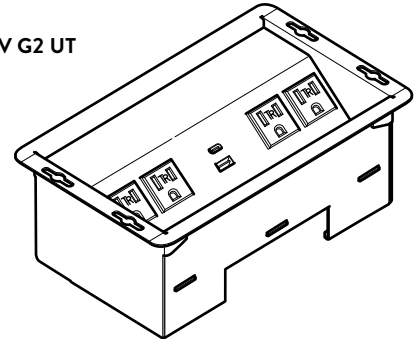
- 1** Determine INTERACT IV G2 UT mounting location and cutout the opening and pre-drill holes in the surface.

*** NOTE ***

A licensed electrician must make all the hardwire connections.



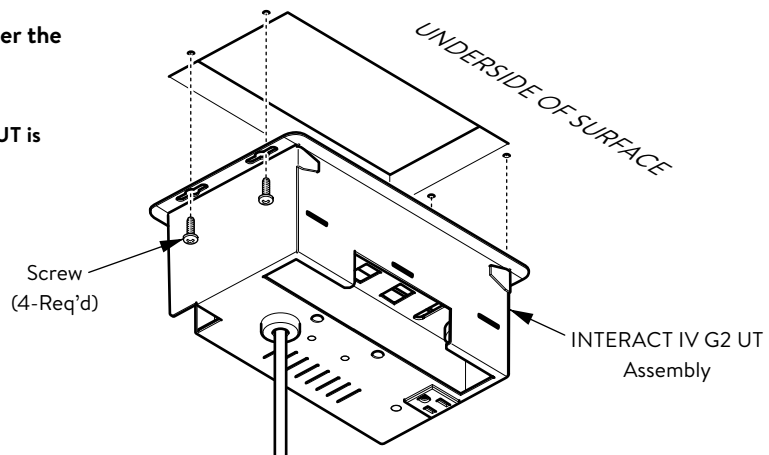
INTERACT IV G2 UT



- 2** Install INTERACT IV G2 UT Assembly under the cutout opening.

*** NOTE ***

Before tightening screws make sure INTERACT IV G2 UT is centered in the cutout opening.
Take care not to pierce finished surfaces.



- 3** Connect power and data cabling as needed and use P-Clamps to manage Power Cord to surface.

*** NOTE ***

Plug power cord into an appropriate outlet that is properly installed and grounded in accordance with all local codes and regulations.

