

DEKKO

7310 Innovation Blvd, Suite 104
Fort Wayne, IN 46818
Customer Service: 800.829.3101

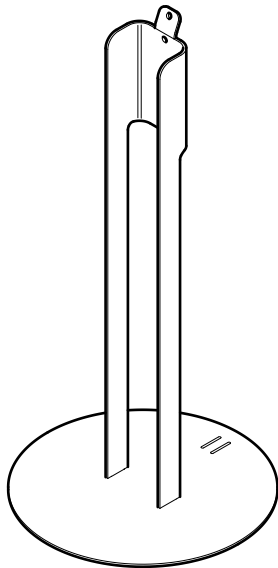
TUCK STAND

Installation Instruction

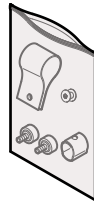
Tools Required _____



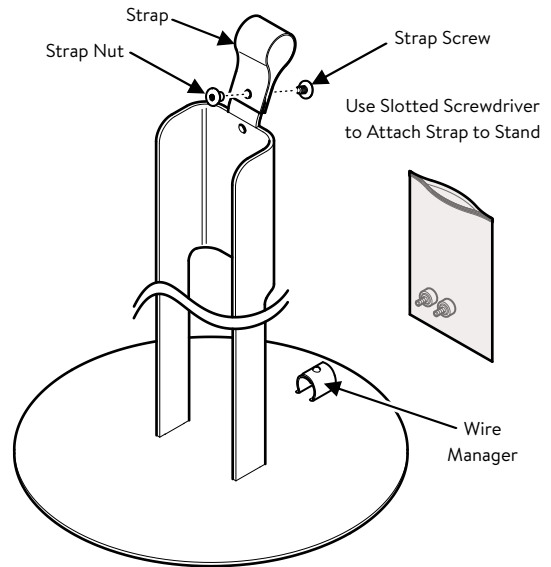
1 Unpackage Stand and Bag of Hardware



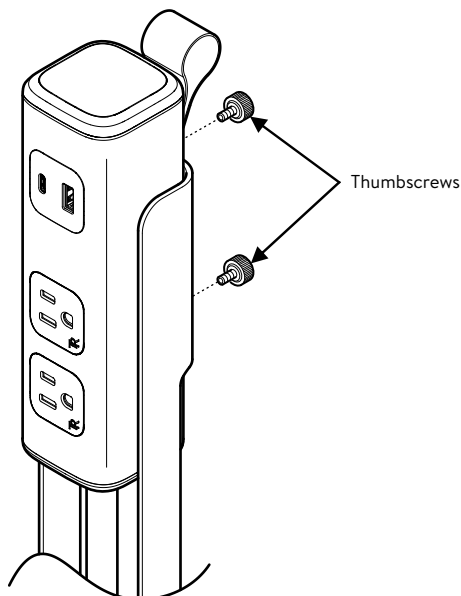
*** NOTE ***
Bag of Parts Contains the Following Parts.
(1) Leather Strap
(1) Screw for Leather Strap
(1) Nut for Leather Strap
(2) Thumbscrews
(1) Wire Manager Leather Strap



2 Install Strap and Wire Manager to Stand with Hardware Provided.



3 Install Tuck Unit to Stand with Two Thumbscrews.



4 Route Power Cord Through Wire Manager on Base and Plug into Power Outlet.

