

YOUR HEIGHT-ADJUSTABLE
POWER SOLUTION.

Ashley Duo™ & 210™ Series



STU
DIO

BY DEKKO

Elite Power Within

DISTINCT STYLE. HIGH STANDARDS.

Inside the attractive casing resides a most impressive power pack. Two outlets promise reliable AC power for plugged-in hardware, while the true star of the USB tandem is the 60 Watt USB-C Power Delivery Charging Port.

Power Delivery technology works to ensure that the USB-C 60W Power Delivery (PD) port delivers the right amount of power required to charge the connected device as fast and as safely as possible without damaging the battery.

Ashley Duo is available in clamp-on, under, freestanding and desktop (bezel & pop-up) mounting options and is UL 962A and UL 111 Listed.



FEATURES:**Applications**


Clamp-on
 Under-mount
 Desktop (Bezel or Pop-Up)
 Freestanding

Standard Metal Trim Finishes

Silver 
 Black 
 White 
 Bronze 
 Carbon 
 Latte 

Standard Plastic Colors

White 
 Grey 
 Black 

**Ashley Duo Specifications**

- 2 - 15A, 120V AC Power Outlets
- 1 - 2.4A Reversible USB-A Charging Port & 1 - 60-Watt USB-C Power Delivery Port with GaN technology
- 6' or 10' Cord and Hardwire Options
- UL 962A and UL 111 Listed
- UL 1310 Recognized
- Meets UL Spill Requirements
- Class 2, FCC Part 15 A Approved
- Meets USB.org Battery Charging 1.2 Specifications

Ashley Duo Air Specifications

- 2 AC 15 Amp 120 Volt, Tamper Resistant Power Outlets.
- 1 - 2.4A Reversible USB-A Charging Port & 1 - 60-Watt USB-C Power Delivery Port with GaN technology
- Gas Strut Open/Close Mechanism
- UL 962A and UL 111 Listed
- UL 1310 Recognized
- Meets UL Spill Requirements
- Class 2, FCC Part 15 A Approved

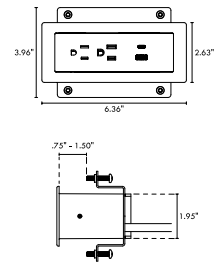
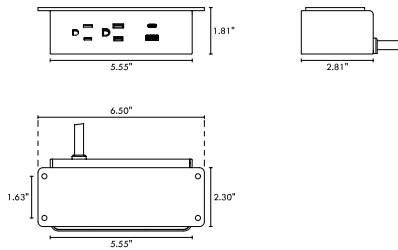
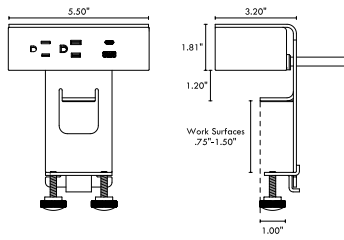
Ashley 210 Specifications

- 2- 15A, 120V AC Power Outlets
- 1- 2.4A Reversible USB-A Charging Port & 1- 60-Watt USB-C Power Delivery Port with GaN technology
- 6' or 10' Cord or Hardwire Option
- UL 962A & UL 111 Listed
- UL 1310 Recognized
- Meets UL Spill Requirements
- Class 2, FCC Part 15 A Approved
- Meets USB.org Battery Charging 1.2 Specifications

MODEL DIMENSIONS:

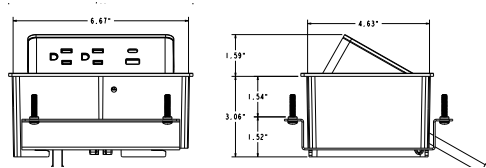
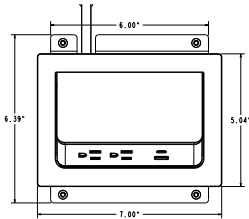
Ashley Duo

- Product lengths vary by configurations: 5.50", 6.50", 6.52"



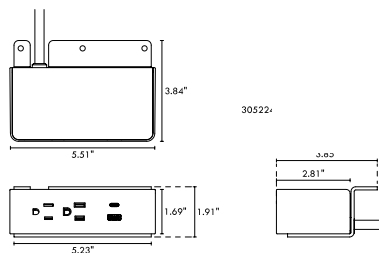
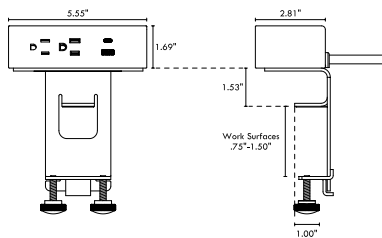
Ashley Duo Air

- Ashley Duo Air™ Dimensions: 7" x 5.05" x 4.63"



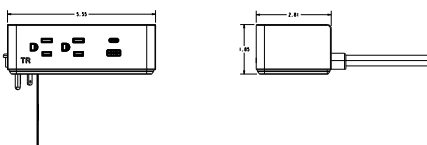
Ashley 210

- Ashley 210™ Clamp-on Standard Dimensions: 5.06" x 3.01" x 1.69"
- Ashley 210 Under Standard Dimensions: 5.55" x 3.85" x 1.91"



Ashley 210 Freestand Dimensions

- Ashley Freestand Standard Dimensions: 5.55" x 2.78" x 1.85"



DESCRIPTION	LENGTHS CORDED & HARDWIRE	FINISH PLASTIC FACE/METAL TRIM	MODEL
ASHLEY DUO - STANDARD CLAMP MOUNT			
<ul style="list-style-type: none"> 2 AC 15 Amp Power Outlets, 1 USB-A 2.4 Amp Charging Port & 1 60-Watt USB-C Power Delivery Charging Port (Clamp and screws included) 	6' Corded	Black/Black	305205.01.04.06
		Gray/Silver	305205.01.01.06
		White/Silver	305205.01.57.06
		White/White	305205.01.VW.06
	10' Corded	Black/Black	305205.01.04.10
		Gray/Silver	305205.01.01.10
		White/Silver	305205.01.57.10
		White/White	305205.01.VW.10
	6' Hardwire	Black/Black	200135.01.04.06
		Gray/Silver	200135.01.01.06
		White/Silver	200135.01.57.06
		White/White	200135.01.VW.06
	10' Hardwire	Black/Black	200135.01.04.10
		Gray/Silver	200135.01.01.10
		White/Silver	200135.01.57.10
		White/White	200135.01.VW.10

ASHLEY DUO - STANDARD UNDER MOUNT

<ul style="list-style-type: none"> 2 AC 15 Amp Power Outlets, 1 USB-A 2.4 Amp Charging Port & 1-60 Watt USB-C Power Delivery Charging Port 	6' Corded	Black/Black	305206.01.04.06
		Gray/Silver	305206.01.01.06
		White/Silver	305206.01.57.06
		White/White	305206.01.VW.06
	10' Corded	Black/Black	305206.01.04.10
		Gray/Silver	305206.01.01.10
		White/Silver	305206.01.57.10
		White/White	305206.01.VW.10
	6' Hardwire	Black/Black	200136.01.04.06
		Gray/Silver	200136.01.01.06
		White/Silver	200136.01.57.06
		White/White	200136.01.VW.06
	10' Hardwire	Black/Black	200136.01.04.10
		Gray/Silver	200136.01.01.10
		White/Silver	200136.01.57.10
		White/White	200136.01.VW.10

Please note: There is a cord length upcharge for models specified with 10' cord/hardwire lengths. See last page for instructions on how to specify units with specialty color finishes.

DESCRIPTION	LENGTHS	FINISH	MODEL
	CORDED & HARDWIRE	PLASTIC FACE/METAL TRIM	
ASHLEY DUO - STANDARD BEZEL			
<ul style="list-style-type: none"> 2 AC 15 Amp Power Outlets, 1 USB-A 2.4 Amp Charging Port & 1 60-Watt USB-C Power Delivery Charging Port 	6' Corded	Black/Black	305207.01.04.06
		Gray/Silver	305207.01.01.06
		White/Silver	305207.01.57.06
		White/White	305207.01.VW.06
	10' Corded	Black/Black	305207.01.04.10
		Gray/Silver	305207.01.01.10
		White/Silver	305207.01.57.10
		White/White	305207.01.VW.10
	6' Hardwire	Black/Black	200137.01.04.06
		Gray/Silver	200137.01.01.06
		White/Silver	200137.01.57.06
		White/White	200137.01.VW.06
	10' Hardwire	Black/Black	200137.01.04.10
		Gray/Silver	200137.01.01.10
		White/Silver	200137.01.57.10
		White/White	200137.01.VW.10
ASHLEY DUO AIR - BEZEL			
<ul style="list-style-type: none"> 2 AC 15 Amp Power Outlets, 1 USB-A 2.4 Amp Charging Port & 1 60-Watt USB-C Power Delivery Charging Port, pop-up unit 	6' Corded	Black/Black	305235.01.04.06
		Gray/Silver	305235.01.01.06
		White/Silver	305235.01.57.06
		White/White	305235.01.VW.06
	10' Corded	Black/Black	305235.01.04.10
		Gray/Silver	305235.01.01.10
		White/Silver	305235.01.57.10
		White/White	305235.01.VW.10
	6' Hardwire	Black/Black	200193.01.04.06
		Gray/Silver	200193.01.01.06
		White/Silver	200193.01.57.06
		White/White	200193.01.VW.06
	10' Hardwire	Black/Black	200193.01.04.10
		Gray/Silver	200193.01.01.10
		White/Silver	200193.01.57.10
		White/White	200193.01.VW.10

Please note: There is a cord length upcharge for models specified with 10' cord/hardwire lengths. See following page for instructions on how to specify units with specialty color finishes.

DESCRIPTION	LENGTHS	FINISH	MODEL
	CORDED & HARDWIRE	PLASTIC FACE/METAL TRIM	
ASHLEY 210 - CLAMP MOUNT			
<ul style="list-style-type: none"> 2 AC 15 Amp Power Outlets, 1 USB-A 2.4 Amp Charging Port & 1 60-Watt USB-C Power Delivery Charging Port (Clamp and screws included) 	6' Corded	Black/Black	305210.01.04.06
		Gray/Silver	305210.01.01.06
		White/Silver	305210.01.57.06
		White/White	305210.01.VW.06
	10' Corded	Black/Black	305210.01.04.10
		Gray/Silver	305210.01.01.10
		White/Silver	305210.01.57.10
		White/White	305210.01.VW.10
	6' Hardwire	Black/Black	200138.01.04.06
		Gray/Silver	200138.01.01.06
		White/Silver	200138.01.57.06
		White/White	200138.01.VW.06
	10' Hardwire	Black/Black	200138.01.04.10
		Gray/Silver	200138.01.01.10
		White/Silver	200138.01.57.10
		White/White	200138.01.VW.10
ASHLEY 210 - UNDER MOUNT			
<ul style="list-style-type: none"> 2 AC 15 Amp Power Outlets, 1 USB-A 2.4 Amp Charging Port & 1 60-Watt USB-C Power Delivery Charging Port 	6' Corded	Black/Black	305224.01.04.06
		Gray/Silver	305224.01.01.06
		White/Silver	305224.01.57.06
		White/White	305224.01.VW.06
	10' Corded	Black/Black	305224.01.04.10
		Gray/Silver	305224.01.01.10
		White/Silver	305224.01.57.10
		White/White	305224.01.VW.10
	6' Hardwire	Black/Black	200150.01.04.06
		Gray/Silver	200150.01.01.06
		White/Silver	200150.01.57.06
		White/White	200150.01.VW.06
	10' Hardwire	Black/Black	200150.01.04.10
		Gray/Silver	200150.01.01.10
		White/Silver	200150.01.57.10
		White/White	200150.01.VW.10

Please note: There is a cord length upcharge for models specified with 10' cord/hardwire lengths. See following page for instructions on how to specify units with specialty color finishes.

DESCRIPTION	LENGTHS CORDED & HARDWIRE	FINISH PLASTIC FACE/METAL TRIM	MODEL
ASHLEY 210 - FREESTANDING			
<ul style="list-style-type: none"> 2 AC 15 Amp Power Outlets, 1 USB-A 2.4 Amp Charging Port & 1 60-Watt USB-C Power Delivery Charging Port 	6' Standard Cord	Black	305208.01.04.06
		Gray	305208.01.08.06
		White	305208.01.58.06
	10' Standard Cord	Black	305208.01.04.10
		Gray	305208.01.08.10
		White	305208.01.58.10
	10' Braided Cord (Graphite)	Black	305208.01.51.10
		Gray	305208.01.54.10
		White	305208.01.48.10


Please note: There is a cord length upcharge for models specified with 10' cord/hardwire lengths. See last page for instructions on how to specify units with specialty color finishes.

SPECIFICATION INSTRUCTIONS

TO ORDER PLEASE SPECIFY THE FOLLOWING

Step 1:	Step 2:	Step 3:
Base Model # (Part Number)	Finish Options	NEMA Plug or Hardwire Lengths

EXAMPLE



200044.01.57.06

Base Model: Ashley Duo
 Finish Option: White/Silver
 Cord Length: 6'

Code	Plastic Face/Metal Trim	Cord Color	Code	Cord Length
.04	Black/Black	Black	.06	6' or 72"
.02	Black/Silver	Black	.10	10' or 120"
.08	Gray/Black	Black		
.01	Gray/Silver	Black		
.05	Gray/White	Black		
.03	White/Black	White		
.57	White/Silver	White		
.VW	White/White	White		
.60	White/Bronze	White		
.64	White/Carbon	White		
.65	White/Latte	White		
.66	Black/Bronze	Black		
.67	Gray/Carbon	Black		
.68	Black/Latte	Black		
.69	Black/Carbon	Black		

Contact Salesperson For Additional Cord Options