




DEPARTURE BEAM SEATING SOLUTION



THE POWER
YOU'VE BEEN
SEARCHING FOR.

POWER-SUPPLY TECHNOLOGY DESIGNED FOR BEAM SEATING

Scavenging for the nearest available wall outlet in public places is officially over. From airport terminals to healthcare waiting rooms, Departure provides a personalized power supply with charging capabilities to seated occupants, found conveniently underneath their seat. Thanks to its arm-to-clip design, Departure mounts to virtually any beam-seating structure: T-shaped, Rectangular, and Square. An under-mount option allows installation under tabletops located between beam seats for shared user access. Daisy chain units across any beam structure for maximum power opportunities with minimal cord clutter.



FEATURES:

Mounting Capabilities
Under-mount

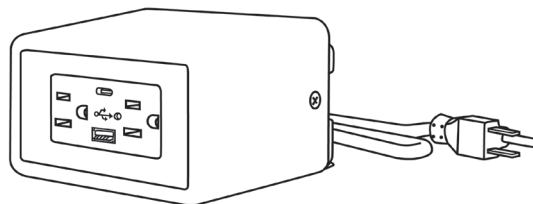
Applications
Beam Seating

Standard Finishes
Steel Housing
Black Cover
Gray Cover

**SPECIFICATIONS:**

- 15A/120V AC Tamper-Resistant Receptacles
- 15A Convenience Outlet with Circuit Breaker RESET Button
- 5A/5VDC Shared; USB & USB-C® Charging Ports (*Available on Select Models*)
- Standard Cord Length: 96" Straight Plug
- Standard Arm-to-Clamp Bracket Length: 14" (*Custom Arm Lengths Available Upon Request*)
- Standard Beam Seating Arm-to-Clamp Bracket Styles: "T"-Shaped, Square, and Rectangular
- Under-Mount Option for Tables/Flat Surfaces
- ETL Listed for US and Canada

USB Type-C® and USB-C® are registered trademarks of USB Implementers Forum



CORDED
(USB-A & USB-C® CONFIGURATION SHOWN)


Beam seating styles with paired bracket accessories on following page...



"T"-Shape



Rectangular



Square



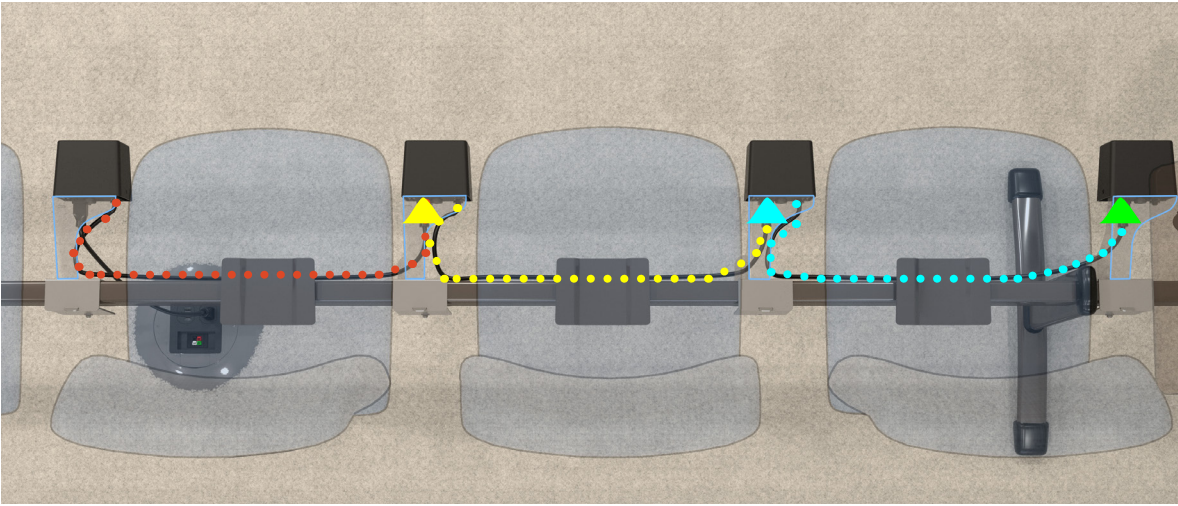


Table Surfaces

(Located in between ganging chairs)

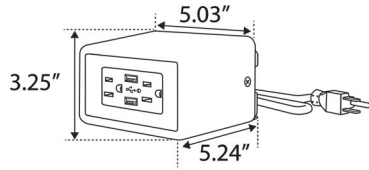




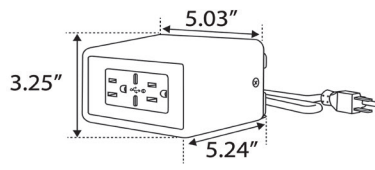
Link multiple units from one infeed and eliminate excess wires and cords. Its strategic design legally allows units to link, using the molded cord, to the adjacent unit's convenience outlet, located on the back of the unit *(as shown above)*.

Series dimensions on following page...

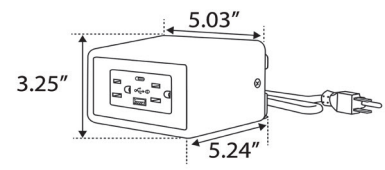
DEPARTURE SERIES | POWER, USB & CONVENIENCE



- 2 RECEPTACLES
- 2 USB PORTS
- 1 CONVENIENCE OUTLET



- 2 RECEPTACLES
- 2 USB-C® PORTS
- 1 CONVENIENCE OUTLET

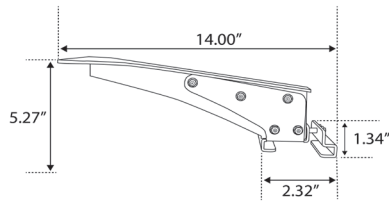


- 2 RECEPTACLES
- 1 USB PORT
- 1 USB-C® PORT
- 1 CONVENIENCE OUTLET

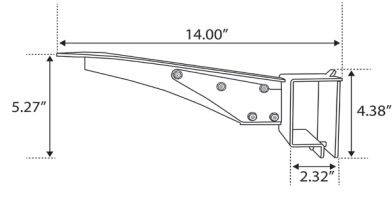
DEPARTURE SERIES | MOUNTING BRACKETS

CUSTOM LENGTH MODIFICATION REQUESTS AVAILABLE; MUST PROVIDE BEAM-SEAT DIMENSIONS AND/OR DIAGRAM FOR ACCURATE PRODUCT FITTING TO CUSTOMER SERVICE REPRESENTATIVE.

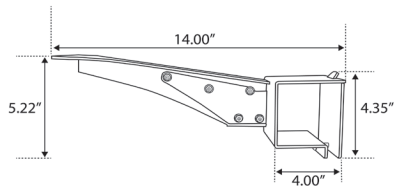
T-SHAPE BEAM BRACKET



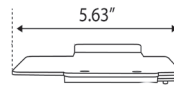
RECTANGULAR BEAM BRACKET



SQUARE BEAM BRACKET



UNDER-MOUNT BRACKET



Ordering information on following page...

CORDED CONFIGURATIONS

SELECT YOUR BEAM SHAPE & POWER:

CHOOSE YOUR FINISH:

POWER RECEPTACLES	USB PORT	USB-C PORT	CONVENIENCE OUTLET
-------------------	----------	------------	--------------------

BLACK

GRAY



DEPARTURE | T-SHAPE BEAM | STANDARD 96" CORD

2	2	-	1
2	-	2	1
2	1	1	1

DEP-T14-2U-B96
DEP-T142U2CB96
DEP-T142UACB96

DEP-T14-2U-GY96
DEP-T142U2CGY96
DEP-T142UAGY96



DEPARTURE | RECTANGULAR BEAM | STANDARD 96" CORD

2	2	-	1
2	-	2	1
2	1	1	1

DEP-RC142U-B96
DEP-RC142U2CB96
DEP-RC142U2CB96

DEP-RC142U-GY96
DEPRC142U2CGY96
DEPRC142UACGY96



DEPARTURE | SQUARE BEAM | STANDARD 96" CORD

2	2	-	1
2	-	2	1
2	1	1	1

DEP-SQ14-2U-B96
DEP-SQ142U2CB96
DEP-SQ142UACB96

DEP-SQ14-2U-GY96
DEPSQ142U2CGY96
DEPSQ142UACGY96



DEPARTURE | UNDER-MOUNT | STANDARD 96" CORD

2	2	-	1
2	-	2	1
2	1	1	1

DEP-FL8-2U-B96
DEP-FL8-2UACB96
DEP-FL8-2U2CB96

DEP-FL8-2U-GY96
DEP-FL82UACGY96
DEP-FL82U2CGY96

CALL CUSTOMER SERVICE TEAM FOR CUSTOM LENGTH MODIFICATION REQUESTS AND PRICING -
MUST PROVIDE BEAM-SEAT DIMENSIONS AND/OR DIAGRAM FOR ACCURATE PRODUCT FITTING.