



ELECTRI-PAK™ SYSTEM

*POWER MODULES, STARTER & INTERCONNECTING
CABLE OPTIONS, JUNCTION BOXES, SIMPLEXES
(CONTROLLED & NON-CONTROLLED), MOUNTING
BRACKETS*





SIMPLE MODULAR SOLUTIONS

MODULAR POWER OPTIONS

ECA's Electri-Pak (EP) system is a complete line of modular electrical solutions which can be easily integrated into many panel and furniture designs without the need to make a cut in the work surface. Flexible options and configurations allow users to customize the EP system to fit the unique demands faced by each application making it perfect for benching, workstations, and computer tables as well as DaisyLink™ and retrofit applications. J-Channel, Sandbar, and Data Power Pak solutions are compatible with the EP systems.



ELECTRI-PAK PRODUCTS:

Power Modules & Mounting Brackets

Power Modules are the heart of the EP system. Modules are available as single and double sided units which house simplex receptacles in either three power (triplex) or four power (double duplex) configurations. Flexible mounting brackets are available lending it to a variety of applications. Bracket options allow the Double Sided EP Power Module to be secured to a surface in a variety of different ways. Brackets are made of durable metal and can be used in conjunction with both three power (triplex) or four power (double duplex) configurations.

Simplexes

A simplex is a single power receptacle that is installed in the EP Power Module. Offered in a variety of sizes and circuits, simplexes allow users to customize the configuration of a power module and adapt it to the unique needs of individual applications. Controlled circuits are also available to meet Title 24 and ASHRAE 90.1 requirements.

Starter Options

Offered in a variety of designs to meet specific application needs. Cables are made to order and available in 1.00" increments. Each starter features a female end which mates with the ECA family of wiring systems. These include Single and Multi-Circuit starters as well as Quick Disconnect Options.

Interconnecting Cables

Metal Flex cables available for the 8 Wire and 4 Wire systems easily bend to accommodate even the most unique applications. Rigid Channels are also available for the 8 Wire system providing a sturdy means to connect blocks together.

Junction Boxes

For applications that require enclosed electrical wiring, our junction box options provide the means for mounting electrical devices and securing the electrical cables safely.



FEATURES:

Applications

Benching systems
Training tables
Desks
Panel systems
Below surface



Starter Option Specifications

- Flex Cable Lengths: 12" Min -180" Max
- SOW Cord: 0.59 Round
- 4 Wire Diameter: 3/8" Round Trade Size
- 8 Wire Diameter: 9/16" Round Trade Size
- Galvanized Steel; #10 AWG Super Neutral in 8 Wire 4 Circuit; #12 AWG in all Other Systems
- Insulation: THHN, THWN Rated 600V



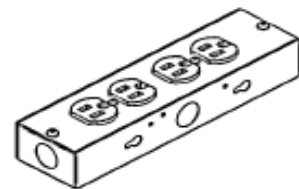
Interconnecting Cable Specifications

- Cable Lengths Available in 1" Increments
- 4 Wire Diameter: 3/8" Round Trade Size
- 8 Wire Diameter: 9/16" Oval Trade Size
- #10 AWG Super Neutral in 8 Wire 4 Circuit; #12 AWG in all Other Systems
- Metal Flex made of Galvanized Steel



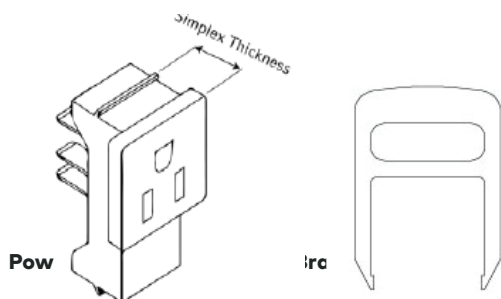
Junction Box Specifications

- 4 Keyhole Slots for Mounting Option
- 6 Cuts Outs for Infeed Cable or Wiring
- 78 JB is NYC Compliant as Infeed Cover
- JCT-4P-B Chicago-Compliant and ETL Listed for US and Canada (Shown Below)



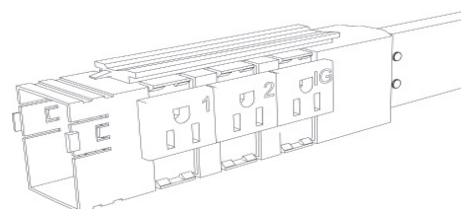
Simplex Specifications

- For Open Air Applications Default to Simplex Size 150
- For Enclosed Applications (i.e. benching systems): Determine desired simplex thickness then Select Corresponding Simplex Size
- 150 Simplex Sizes are used in Single-Sided Power Modules
- 250-325 Simplex Sizes are used in Double Sided Power Modules
- Sizing Includes: 0.20" = 150, .30" = 175, .45" = 200, .58" = 225, .80" = 275, .89" = 300, .98" = 325



(See 8 Wire Modular Brochure for Module Details)

- TriPlex Double-Sided Type AA Compatible with 8 Wire 3 Circuit System or 8 Wire 4 Circuit (3+1)
- Double Duplex Double-Sided Type AA Compatible with 8 Wire 3 Circuit System, 8 Wire 4 (3+1) Circuit System, or 8 Wire 4 Circuit (2+2) System
- TriPlex Single-Sided Type SA Compatible with 8 Wire 3 Circuit System or 8 Wire 4 Circuit System (3+1)
- Double Duplex Single Sided Type SA Compatible with 8 Wire 3 Circuit System, 8 Wire 4 Circuit System, or 8 Wire 4 Circuit (2+2)
- TriPlex Single-Sided Type SAE Compatible with 8 Wire 3 Circuit or 8 Wire 4 Circuit (3+1)
- Double Duplex Single-Sided Type SAE Compatible with 8 Wire 3 Circuit, 8 Wire 4 Circuit (3+1) and (2+2)
- Mounting Brackets (Double-Sided Only) accommodate U channel and "I" Beam Panel Configurations



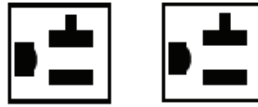
8 WIRE, 3 CIRCUIT DOUBLE DUPLEX

EXTRA POSITION AVAILABLE.
2 UTILITY CIRCUITS EACH HAVE A NEUTRAL
AND SHARE A GROUND.
3RD CIRCUIT HAS DEDICATED, HOT,
NEUTRAL AND GROUND.



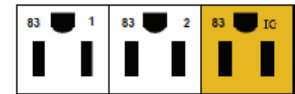
4 WIRE, 2 CIRCUIT DUPLEX

2 UTILITY CIRCUITS SHARE A
NEUTRAL AND GROUND



8 WIRE, 3 CIRCUIT TRIPLEX

2 UTILITY CIRCUITS EACH HAVE A
NEUTRAL AND SHARE A GROUND.
3RD CIRCUIT HAS DEDICATED, HOT,
NEUTRAL AND GROUND.



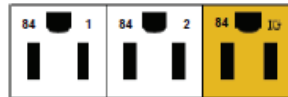
8 WIRE, 4 CIRCUIT DOUBLE DUPLEX

UTILITY CIRCUITS (1,2,4) SHARE A #10
SUPER NEUTRAL AND SHARE A GROUND.
3RD CIRCUIT HAS DEDICATED, HOT,
NEUTRAL AND GROUND.



8 WIRE, 4 CIRCUIT TRIPLEX

3 UTILITY CIRCUITS (1,2,4) SHARE A #10
AWG SUPER NEUTRAL AND SHARE A
GROUND.
3RD CIRCUIT HAS DEDICATED, HOT,
NEUTRAL AND GROUND.



8 WIRE, 4 CIRCUIT (2+2) ISOLATED DOUBLE DUPLEX

2 UTILITY CIRCUITS HAVE A SHARED
NEUTRAL AND GROUND.
2 DEDICATED CIRCUITS SHARE A NEUTRAL
AND A GROUND.



DESCRIPTION

DIMENSIONS

PART NUMBER

Power Modules -

Single Sided Triplex Type SA

- 8 wire 3 circuit — 2 utility share ground + 1 isolated
- 8 wire 4 circuit — 3 utility share neutral and ground + 1 isolated

7.96" x 1.03" x 2.35"
7.96" x 1.03" x 2.35"

83 SA
84 SA

Note: Single sided power blocks ONLY compatible with size 150 receptacles

Power Modules -

Single Sided Double Duplex Type SA

- 8 wire 3 circuit — 2 utility share ground + 1 isolated
- 8 wire 4 circuit — 3 utility share neutral and ground + 1 isolated
- 8 wire 4 circuit — 2 utility share neutral and ground + 2 isolated share neutral and ground

9.30" x 1.03" x 2.35"
9.30" x 1.03" x 2.35"
9.30" x 1.03" x 2.35"

834 SA
844 SA
8422 SA

Note: Single sided power blocks ONLY compatible with size 150 receptacles

Power Modules -

Single Sided Triplex Type SAE

- 8 wire 3 circuit — 2 utility share ground + 1 isolated
- 8 wire 4 circuit — 3 utility share neutral and ground + 1 isolated

7.07" X 1.03" X 2.84"
7.07" X 1.03" X 2.84"

83 SAE
84 SAE

Note: Single sided power blocks ONLY compatible with size 150 receptacles

Power Modules -

Single Sided Double Duplex Type SAE

- 8 wire 3 circuit — 2 utility share ground + 1 isolated
- 8 wire 4 circuit — 3 utility share neutral and ground + 1 isolated
- 8 wire 4 circuit — 2 utility share neutral and ground + 2 isolated share neutral and ground

8.4" X 1.03" X 2.84"
8.4" X 1.03" X 2.84"
8.4" X 1.03" X 2.84"

834 SAE
844 SAE
8422 SAE

Note: Single sided power blocks ONLY compatible with size 150 receptacles

DESCRIPTION	DIMENSIONS	PART NUMBER
-------------	------------	-------------

Power Modules -

Double Sided Triplex Type AA

• 8 wire 3 circuit — 2 utility share ground + 1 isolated	7.07" x 1.50" x 2.48"	83 AA
• 8 wire 4 circuit — 3 utility share neutral and ground + 1 isolated	7.07" x 1.50" x 2.48"	84 AA

Note: Six simplexes required—all simplex sizes will fit in an AA block

Power Modules -

Double Sided Double Duplex Type AA

• 8 wire 3 circuit — 2 utility share ground + 1 isolated	8.40" x 1.50" x 2.48"	834 AA
• 8 wire 4 circuit — 3 utility share neutral and ground + 1 isolated	8.40" x 1.50" x 2.48"	844 AA
• 8 wire 4 circuit — 2 utility share neutral and ground + 2 isolated share neutral and ground	8.40" x 1.50" x 2.48"	8422 AA

Note: Eight simplexes required—all simplex sizes will fit in an AA block

Simplexes-

System 83

• Circuit 1 black	Black	83 S1-BL-150
• Circuit 2 black	Black	83 S2-BL-150
• Circuit 3 black	Black	83 S3-BL-150
• Isolated Circuit orange	Orange	83 S3IG-OR-150
• Blank black	Black	83 SB-BL-150

Available sizes: 150, 175, 200, 225, 250, 275

Change last 3 digits in the part number to specify simplex size. 150 is standard.

Grey Simplexes Available. Change "BL" in part number to "GR".

Simplexes-

System 84

• Circuit 1 black	Black	84 S1-BL-150
• Circuit 2 black	Black	84 S2-BL-150
• Circuit 3 black	Black	84 S3-BL-150
• Circuit 4 black	Black	84 S4-BL-150
• Isolated Circuit orange	Orange	84 S3IG-OR-150
• Blank black	Black	84 SB-BL-150

Available sizes: 150, 175, 200, 225, 250, 275, 300, 325

Change last 3 digits in the part number to specify simplex size. 150 is standard.

Grey Simplexes Available. Change "BL" in part number to "GR".

Simplexes-

System 8422

• Circuit 1 black	Black	84 S1-BL-150
• Circuit 2 black	Black	84 S2-BL-150
• Circuit 3 black	Black	84 S3-BL-150
• Isolated Circuit 2 orange	Orange	84 S3IG-OR-150
• Isolated Circuit 4 orange	Orange	84 S4IG-OR-150
• Blank black	Black	84 SB-BL-150

Available sizes: 150, 175, 200, 225, 250, 275, 300, 325

Change last 3 digits in the part number to specify simplex size. 150 is standard.

Grey Simplexes Available. Change "BL" in part number to "GR".

Simplexes Removal Tool

• Tool used to remove simplexes from power blocks	N/A	8 SR
---	-----	------



DESCRIPTION	DIMENSIONS	PART NUMBER
-------------	------------	-------------

Controlled Simplexes- System 83

• Circuit 1 black	Black	83 S1CC-BL-150
• Circuit 2 black	Black	83 S2CC-BL-150
• Circuit 3 black	Black	83 S3CC-BL-150

Available sizes: 150, 175, 200, 225, 250, 275

Change last 3 digits in the part number to specify simplex size. 150 is standard.

Grey Simplexes Available. Change "BL" in part number to "GR".

Controlled Simplexes- System 84

• Circuit 1 black	Black	84 S1CC-BL-150
• Circuit 2 black	Black	84 S2CC-BL-150
• Circuit 3 black	Black	84 S3CC-BL-150
• Circuit 4 black	Black	84 S4CC-BL-150

Available sizes: 150, 175, 200, 225, 250, 275, 300, 325

Change last 3 digits in the part number to specify simplex size. 150 is standard.

Grey Simplexes Available. Change "BL" in part number to "GR".

Controlled Simplexes- System 8422

• Circuit 1 black	Black	84 S1CC-BL-150
• Circuit 2 black	Black	84 S2CC-BL-150
• Circuit 3 black	Black	84 S3CC-BL-150
• Circuit 4 black	Black	84 S4CC-BL-150

Available sizes: 150, 175, 200, 225, 250, 275, 300, 325

Change last 3 digits in the part number to specify simplex size. 150 is standard. Grey

Simplexes Available. Change "BL" in part number to "GR".

Simplexes Removal Tool

• Tool used to remove simplexes from power blocks	N/A	8 SR
---	-----	------

Mounting Bracket for Power Modules

• Low profile - secures the power module to the panel	N/A	MB
• U -Channel - secures the power module to the panel; accommodates panels with a higher wire management profile	N/A	MBM
• "I" Beam -Secures the power module to the panel; accommodates raceways with "I" beam conguration	N/A	CMBM

Junction Boxes

• Junction Box, 4 Receptacles, 6 Knock Outs, 4 Key Slots, ETL Listed	Black	JCT-4P-B
• Junction Box with Cover, 6 Knock Outs, 4 Key Slots	Black	78 JB

Starter-Cable Quick Specs:

Flex Cable Lengths= 12" min- 180" max
SOW Cord= .59 round
4 Wire Diameter= 3/8" round Trade Size
8 Wire Diameter= 9/16" round Trade Size
Galvanized Steel; #10 AWG super neutral in 8 Wire 4 Circuit; #12 AWG in all other systems.
Insulation: THHN, THWN, rated 600 volts

DESCRIPTION	DIMENSIONS	PART NUMBER
Starter Options - Single Circuit		
• 4 wire system - female flex cable length with 24" SOW cord with 20 AMP plug	2.10" x 1.26" x .86"	42 20AP1-72
• 8 wire systems - female flex cable length with 24" SOW cord with 20 AMP plug	3.38" x 2.01" x .61"	83 20AP1-48-24 84 20AP1-48-24
15 Amp adapter cord is included for Canadian applications where only 15 Amp is required. Combined length of 24" SOW cord and Flex Cable cannot exceed 72".		
Starter Options - Multi-Circuit		
• 4 wire system - female flex cable length	2.10" x 1.26" x .86"	42 SB2-L*
• 8 wire systems - female flex cable length	3.38" x 2.01" x .61"	83 SB2-L* 84 SB2-L* 8422 SB2-L*
All circuits rated for 20 AMPs and are energized. Whip end connected to building power by electrician. Female end connects to ECA Power Modules *Lengths specified in inches		
Starter Options - Special Purpose Multi-Circuit		
• 8 wire systems - female flex cable length	3.38" x 2.01" x .61"	83 SB1-L* 84 SB1-L* 8422 SB1-L*
Used as Power Infeed in New York City. Circuits rated for 20 AMPs and are energized. Connected to building power by electrician *Lengths specified in inches		
Starter Options - Quick Disconnect		
• 4 & 8 wire systems - Fits into a standard decora plate opening. 42, 83, 84 FF cables plug into Quick Disconnect. Other end of FF cable plugs into Power Module.	4 11/16th	42 QD INSERT 83 QD 84 QD 8422 QD
4 11/16" junction box included with 83, 84, and 8422 systems. Textured Black finish on face plate.		

Interconnecting-Cable Quick Specs:

Cable lengths available in 1" increments
4 Wire Diameter= 3/8" round Trade Size
8 Wire Diameter= 9/16" oval Trade Size
#10 AWG super neutral in 8 Wire 4 Circuit; #12 AWG
in all other systems
Metal Flex made of Galvanized Steel

DESCRIPTION	DIMENSIONS	PART NUMBER
Interconnecting Cables - (Used to interconnectone Power Module to the next)		
Female/Female Metal Flex Cable		
<ul style="list-style-type: none">• 4 wire 2 circuit cable	4 Wire= 2.10" x 1.26" x .86"	42 FF-"L"
<ul style="list-style-type: none">• 8 wire 3 circuit cable	8 Wire= 3.38" x 2.01" x .61"	83 FF-"L"
<ul style="list-style-type: none">• 8 wire 4 circuit cable		84 FF-"L"
<ul style="list-style-type: none">• 8 wire 4 circuit (2+2) cable		8422 FF-"L"
Also available in Male/Male—change "FF" in part number to "MM"		
Min Length: 12" Max Length: 180"		
Interconnecting Cables - (Connects to a starter cable or can be used as an extension to a Female/Female cable)		
Female/Male Metal Flex Cable		
<ul style="list-style-type: none">• 4 wire 2 circuit cable	4 Wire= 1.94" x .86" x .86"	42 FM-"L"
<ul style="list-style-type: none">• 8 wire 3 circuit cable	8 Wire= 4.25" x 2.23" x .73"	83 FM-"L"
<ul style="list-style-type: none">• 8 wire 4 circuit cable		84 FM-"L"
<ul style="list-style-type: none">• 8 wire 4 circuit (2+2) cable		8422 FM-"L"
Also available in Male/Male—change "FF" in part number to "MM"		
Min Length: 12" Max Length: 180"		
Interconnecting Cables - (Used to split an application into two directions as a "Y" coupler)		
Female/Dual Male Metal Flex Cable		
<ul style="list-style-type: none">• 8 wire 3 circuit cable	8 Wire= 4.25" x 2.23" x 1.43"	83 FD-"L"
<ul style="list-style-type: none">• 8 wire 4 circuit cable		84 FD-"L"
<ul style="list-style-type: none">• 8 wire 4 circuit (2+2) cable		8422 FD-"L"
Also available in Male/Male—change "FF" in part number to "MM"		
Min Length: 12" Max Length: 180"		
Interconnecting Cables - (Connects two power modules together within a panel where multiple receptacles are required.)		
Female/Female Rigid Channel		
<ul style="list-style-type: none">• 8 wire 3 circuit F/F Rigid Channel	N/A	83 CFF-"L"
<ul style="list-style-type: none">• 8 wire 4 circuit F/F Rigid Channel		84 CFF-"L"
<ul style="list-style-type: none">• 8 wire 4 circuit (2+2) cable F/F Rigid Channel		8422 CFF-"L"
Also available in Male/Male—change "FF" in part number to "MM"		
Min Length: 1.50" Max Length: 12"		