



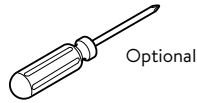
7310 Innovation Blvd. Suite 104
Fort Wayne, IN 46818
Customer Service: 800.357.5622

ELECTROLITE CLAMP MOUNT

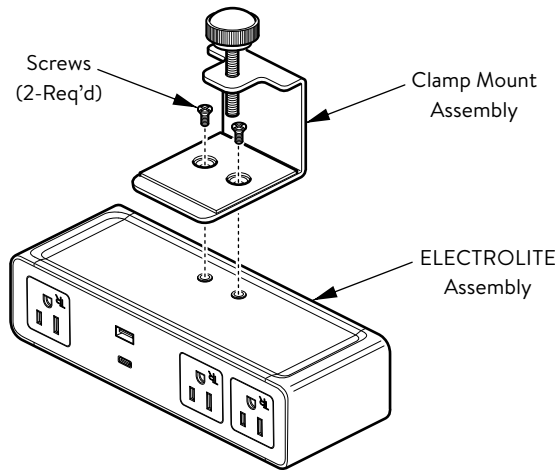
Corded
Above Worksurface Positioning
Installation Instruction

This device complies with part 15A of the FCC Rules. Operation is subject to the following two conditions: (1) This device may not cause harmful interference, and (2) this device must accept any interference received, including interference that may cause undesired operation.

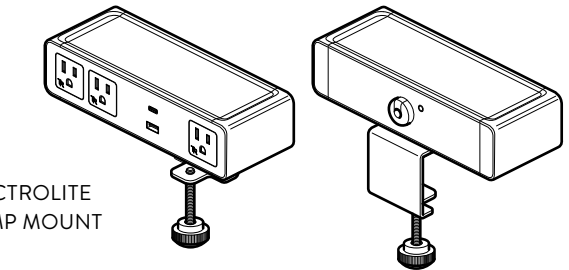
Tools Required _____



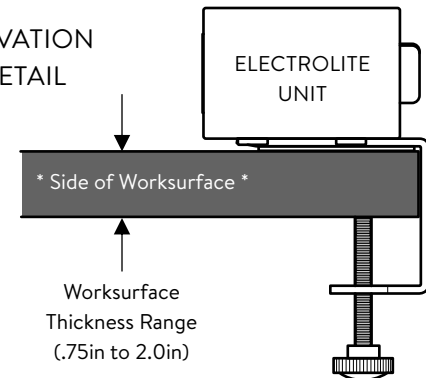
1 Install clamp mount to bottom of ELECTROLITE assembly.



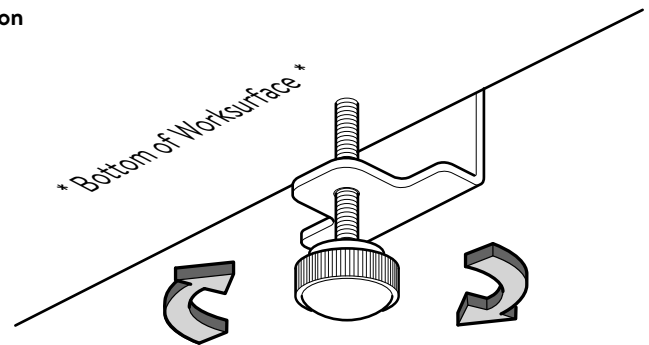

ELECTROLITE
CLAMP MOUNT



ELEVATION
DETAIL



2 Position ELECTROLITE CLAMP MOUNT unit in desired location on worksurface and secure by tightening the Clamp Screw.



3 Route power cord option to nearest power distribution source and manage extra cordage with mounting clamps.

* NOTE *

Plug into an appropriate outlet that is properly installed and grounded in accordance with all local codes and regulations.

