



7310 Innovation Blvd. Suite 104
Fort Wayne, IN 46818
Customer Service: 800.357.5622

ELECTROLITE 250V

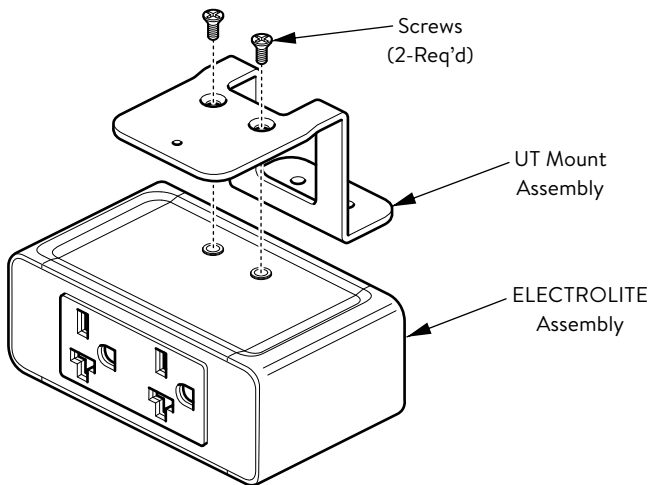
Corded
Under Worksurface Positioning
Installation Instruction

This device complies with part 15A of the FCC Rules. Operation is subject to the following two conditions: (1) This device may not cause harmful interference, and (2) this device must accept any interference received, including interference that may cause undesired operation.

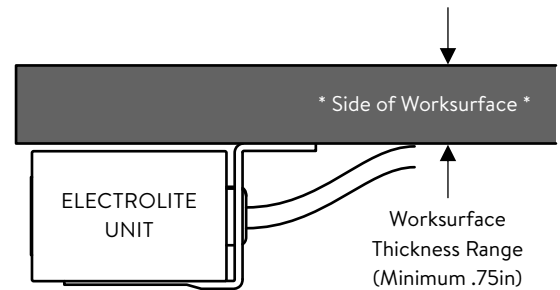
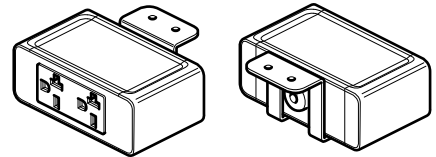
Tools Required _____



1 Install clamp mount to bottom of ELECTROLITE assembly.

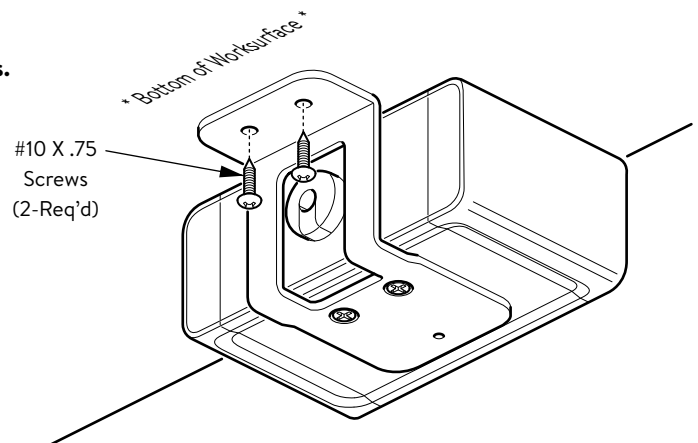
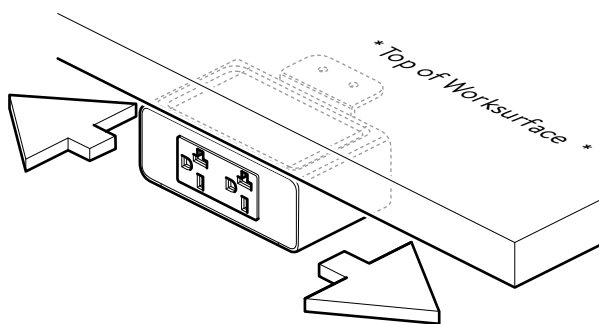


ELECTROLITE
250V



ELEVATION
DETAIL

2 Position ELECTROLITE 250V unit in desired location under worksurface and secure it with (2) #10 X .75in screws.



3 Route power cord option to nearest power distribution source and manage extra cordage with mounting clamps.

* NOTE *

Plug into an appropriate outlet that is properly installed and grounded in accordance with all local codes and regulations.

